

GARDENA Garden Care 2011



Dear Garden Friends,

Every year anew, your garden enthrals you with its trees, hedges, shrubs and beds. It's a place of private freedom, a soothing counterpart to hectic, daily life.

Your garden lives, and you live with it. All year round. Its various forms, colours and scents enrich your life. But your garden needs to be cared for and cultivated. Here you can find your individual balance – between wild and orderly, functional and aesthetic, between biotope and guest room, sports area and relaxation zone.

Continuing the 50-year tradition, GARDENA offers you everything you need for optimal garden care. So that you can achieve your personal dream garden easily and almost playfully. Whether you would like start, change or just care for your garden: let your own ideas guide you; because your garden should reflect who you are. Whether you're trimming hedges, caring for trees or setting beds – with GARDENA, it's easy to turn your garden into a paradise. Give it a try!

Welcome to the beautiful side of the garden!





50 YEARS GARDENA 1961-2011 50 YEARS INNOVATION

For 50 years, GARDENA has been taking care of the garden with innovative tools offering quite simple, systematic solutions. So, you will have more time to enjoy your dream garden also in the future.

Accompany GARDENA in the anniversary year on
www.gardena.de/50jahre



04–19 Hedges

- 08–09 Trimming, mechanical
- 10–15 Trimming, electric
- 16–17 Contour cutting
- 18–19 Hedge training

20–33 Bushes & Trees

- 22–23 Ratchet Lopper
- 24–27 Pruning, mechanical
- 28–31 Electric Chainsaws
- 32–33 Tree training

34–41 Flowers & Shrubs

- 36–37 Secateurs
- 38–39 Flower training
- 40–41 Sprayers

42–47 Beds & Soil

- 44–46 System products
- 47 Garden accessories

48–51 Watering

- 50–51 Watering solutions

52–55 Lawns

- 54–55 Lawn mowing, Lawn edging, Lawn care

You can find more information on these subjects at
www.gardena.com

Hedges

Cutting back. Contouring. Thorough pruning. Your hedge will get into shape.

Your hedge frames your garden. These living walls are ideal for dividing property or adding visual accents through artistic shapes. Requirement for beautiful and healthy hedges is thorough preparation of the spot. Depending on the type, they create high green walls, as is typical for yew and thuja, or delicate borders as with boxwood. With good care, you will be able to enjoy them for years.

For care of your garden, the right trim is one of the most important tasks. Trimming is vital for healthy and dense hedges. Here, the following applies: regular and professional trimming is rewarded with balanced and dense growth.

In addition to trimming, you can also contour your hedges as you please. Whether you prefer a square-, trapezoid- or arc shape is up to you. With the right GARDENA tools, you can express your creative side. Artistically contoured hedges in decorative figures or geometric shapes have a real magic that renders your garden something special. With a bit of practice, you can let your individuality and creativity freely flow into your contouring.







Hedge whispers

New from the GARDENA gardens.



There's lots to be told about hedges.

A garden reflects the green "self" of its owner. Often, the hedges are the pride and joy. That is why we have listened to various gardeners on the subject of hedges.

- 1** Thuja shrubs lend themselves to many uses, including hedging. Regular pruning is important for a neat shape. (Melanie Beck, Pfronten)
- 2** The hedge shape I like best is trapezoidal and to achieve it I simply use a string as a cutting guide. I then give the hedge a final trim using manual hedge clippers. (Sebastian Steiner, Düsseldorf)
- 3** This box-tree is my pride and joy. I received it from a friend for my birthday. (Monika Richter, Berlin)
- 4** I cut back our hedge last year and this year it's grown nice and dense. (Andreas Kraus, Regensburg)



The right trim

Progress for your hedges.

During cutting back, all branches or twigs are shortened to two-third of their original length. Targeted cutting back stimulates plant growth. This leads to strong new growth and creates dense hedges out of a row of single plants.

To avoid harming the plants, you should always use cutting tools with sharp blades. Timing is also key for the perfect cut: depending on the type of hedge, the right time lies between spring and autumn.

Trimming is one of the most important gardening tasks of all. That's why your work should be as easy and efficient as possible. Good thing that GARDENA tools are ideally suited for your preferences. Regardless whether you would like to work especially filigree or to save time – with the mechanical and electrical Hedge Trimmers by GARDENA, you'll be perfectly equipped for every task.

Classic, Comfort or Premium: For every demand, the right Hedge Clipper.

Every garden is different, and every gardener has own requirements. That's why GARDENA has developed three product categories: Classic for the garden beginner, Comfort for added user-friendly features and Premium for the high-tech hobby gardener.

GARDENA Classic Hedge Clippers

Classic in design and materials, modern in technology.



- Robust and long-life
- Integrated pruner
- FSC certified wooden handles

GARDENA Comfort Hedge Clippers

Light, comfortable to use and modern in design.



- Comfortable, tire-free work
- Integrated gel pads for optimum shock absorption

GARDENA Premium Hedge Clippers

Top-quality materials and elegant design.



- Especially powerful and robust
- Geared transmission for 25 % extra cutting performance
- Sturdy aluminium handles



GARDENA Electric Hedge Trimmer ErgoCut

The right turn for your hedge.

With the GARDENA Electric Hedge Trimmer ErgoCut, you can cut the sides of your hedge effortlessly and without troublesome reaching around. With the 90° rotatable blade unit, you always stand optimally for every cutting situation at the hedge. This renders your work ergonomic and efficient.

Rotatable blade unit for best ergonomics.



As the first Electric Hedge Trimmer, GARDENA's ErgoCut has a 90° rotatable blade unit. For the top of the hedge, you can cut, as usual, with the horizontally placed blades. For the sides of the hedge, you just turn the blade unit to 90°. This allows comfortable, tire-free and extra efficient hedge trimming. The innovative blade geometry and laser-cut precision blades guarantee perfect results. The GARDENA ErgoCut optimally tackles every part of the hedge – regardless whether you take an electric or battery-powered tool.



Simply turn the blade unit to 90°:

For hedges top work, the blade is set horizontally. For work on the sides of the hedge ...



... the blade unit is easily turned by hand to 90°. No troublesome reaching around ...



... you'll always stand in an ideal position beside the hedge. With a vertically directed blade, you will also work comfortably, tire-free and with best ergonomics.



Whether with electric motor or battery powered Easily trim your hedges.

For large- but also smaller gardens, an electric hedge trimmer significantly reduces the work. The Electric Hedge Trimmers by GARDENA achieve best cutting results – the high number of rotations and the long laser-cut precision blades achieve even larger hedge areas without problems.

In addition, to their enormous power and precision, the new Electric Hedge Trimmers by GARDENA also have a functional design that guarantees comfortable work. In addition our tools are so well-balanced that they can be optimally used by both

left- and right-handed people. With the Electric Hedge Trimmer by GARDENA, you will cut comfortably, efficiently and tire-free. For safe work, impact protection protects the user against kick-back when cutting close to the ground.

Safe, powerful and efficient – the Electric Hedge Trimmers by GARDENA.

With new blade geometries and powerful motors, the new GARDENA Hedge Trimmer generation guarantees a clean and precise cut. The ergonomics allow you to work comfortably, safely and efficiently.



GARDENA

Electric Hedge Trimmers ErgoCut 48/58

Comfortable Electric Hedge Trimmer with 90° rotatable blade unit for an always ideal cutting position. The GARDENA ErgoCut is available in blade lengths of 48 cm and 58 cm.



GARDENA

Electric Hedge Trimmers EasyCut 42/46

Light, powerful Hedge Trimmer with ergonomically formed handles. The GARDENA EasyCut is available in blade lengths of 42 cm and 46 cm.

NEW

GARDENA

Electric Hedge Trimmer HighCut 48

Telescopic Electric Hedge Trimmer with tiltable head for comfortable cutting from the ground. Reach approx. 3 m.





Lithium-ion power for more freedom while trimming the hedges.

With the Accu Hedge Trimmers by GARDENA, you can cut hedges anywhere, any time. Free yourself from sockets and extension cables. The extremely powerful lithium-ion rechargeable batteries allow you to work with GARDENA's Accu Hedge Trimmers without fuel or cables.

Thanks to the lithium-ion battery capacity and an operating time of 60 minutes, it's particularly convenient. Charging the battery is totally uncomplicated. By the way: for nearly unlimited cable-free hedge trimming, the Replacement Batteries by GARDENA are ideal.

Powerful and efficient:
the lithium-ion rechargeable
batteries.



*Lithium-ion technology renders cables unnecessary.
You'll have lots of freedom while
trimming – with the
same, perfect results.*



Easy, cable-free hedge trimming with rechargeable lithium-ion batteries.



With GARDENA, it's all about comfort. Our Accu Hedge Trimmers guarantee an always perfect cut. But they are also a lot lighter than the models with cables. Even in the more distanced areas of your garden, you can move freely and easily.

"Through the extra-light battery, using the trimmer is even easier."



GARDENA

Accu Hedge Trimmer ErgoCut 48-Li

Comfortable hedge trimming with the extra-light lithium-ion rechargeable battery and the 90° rotatable blade unit.



GARDENA

Accu Hedge Trimmer HighCut 48-Li

With the light battery-powered version, you can cut even high hedges efficiently and without tiring.

GARDENA

Accu Hedge Trimmer EasyCut 50-Li

Light Accu Hedge Trimmer with ergonomically formed handles; ideal for smaller hedges.





Contouring made easy

Style your hedges.

Your hedges are the first thing that is seen of your garden. That's reason enough to style them with the right cut. Whether you prefer a square-, trapezoid- or arc shape is up to you. With GARDENA, you are optimally equipped for every task.

Also for a good second impression, your garden can impress with well cared-for hedges. Here, topiary especially applies – a traditional form of garden art already widely practiced by the Romans. Today as well, the aesthetically contoured box-trees, privets or yew-trees in the shapes of spheres, pyramids, horses or spirals still make any garden a real attraction.

Contouring requires a little practice – and of course tools that help you to realise your ideas and plans. Cleverly and representatively placed at the entrance to a home or at a side axis, these little works of art quickly garner attention. Just give it a try – with GARDENA tools, there are no limits to your imagination!

Mechanical or with battery – always a perfect cut.

Ideal for smallish boxwood topiary or for adding the final touches to your hedges: With GARDENA Hedge Trimmers and Shrub Shears you'll give your hedges the perfect finish.

"With the ClassicCut, I can achieve even difficult shapes."

GARDENA Set

Accu Grass and Boxwood Secateurs ClassicCut

Convenient and cable-free, for shaping boxwood and for cutting lawn edges. With different blade attachments a true all-rounder in your garden.



NEW

GARDENA

Accu Shrub Shears ComfortCut 30

Lightweight Shrub Shears for easy, cable-free trimming of young hedges and shrubs.

Available from May 2011

GARDENA Comfort Boxwood Secateurs

Extra-light boxwood secateurs with precision-cut blades, ideal for exact contouring. With integrated gel pads and rubber buffers for shock absorption that protects the joints.




NEW

The GARDENA Hedge Trainer

“Hedges need to be trained.”



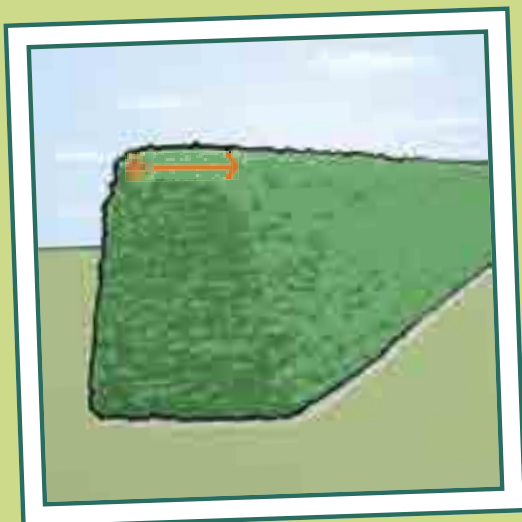
Engelbert Kötter, our garden expert, gives tips & tricks.



1 This is how you will get bushy, dense hedges

Cutting back by 50 to 70 % once or twice a year improves growth. The hedges grow more slowly, but are visibly denser.

For a better look: rather than cutting “heads” with free-standing thujas with the Hedge Trimmer, it is better to thin and form the top with secateurs up to a point.



2 In this way, you will avoid later “bald” patches

So that lower hedge shoots receive sufficient sunlight, the hedges must be wider below on both sides than above. Rule of thumb: per meter hedge-height, cut back ten centimetres on each side.



3 The lacing cord will improve your measuring

You can cut the hedge-height more exactly if you use a lacing cord (e.g. mason's lacing cord from a hardware store). Fasten this at the appropriate height on sticks (or iron poles or rods) along the hedge so that the line will not drop down.

4 With a pattern, you can form precise box-tree shapes



For trimming your contoured box-tree (e.g. a sphere or a pyramid), it is best to use a trimming pattern. First measure the height and radius of the box-tree.



Transfer the radius- and height measurement minus the trimming length (approx. two, even three centimetres) to a solid piece of cardboard or a thin piece of plywood. Now cut or saw the pattern.



The cut pattern can now serve as a guiding measurement for even trimming. Trick: if you make the pattern measurement a bit longer in height (best is to measure against the plant), you can comfortably and sturdily place the pattern on the rim of the pot while cutting which will make your work easier.



Horse or spiral – that's the question!

To ensure the success of your little work of art, use the correspondingly shaped wire structure as a pattern.
Little tip: select simple shapes at the beginning and then gradually increase the level of difficulty.
Have a fun, creative time!



Bushes & Trees

Promote growth. Regulate. Green.

That's good for your trees!

Large and old trees are the kings of every garden. Nothing characterises a garden more than its trees. Sometimes they are older than the house they belong to. Only the right care in advance can keep these trees healthy so that they harmonise with the other elements of the garden.

Young trees have an entirely different charm: planting a tree is one of the most rewarding tasks a garden owner can undertake. By doing so, one designs the future of the garden – sometimes for the next generation, sometimes for an entire century. Young trees require a great deal of care and attention. Their growth needs to be supported; much depends on this, particularly in the case of fruit-trees.

But also bushes are individual personalities and characterise the look of the garden below the tree-tops. To keep bushes down to size, care measures such as trimming and pruning should be regularly and consistently carried out.

To enjoy beautifully dense trees and bushes, huge efforts are no longer necessary. GARDENA offers you a complete range of ergonomic tools for tree- and bush care. Whether you need to cut branches or cut down a tree – you can always expect two things from GARDENA: greater comfort and less effort.





NEW

25
ANS & CO. GARANTIE - 25 ANNEES
GARANTIE - 25 ANNEES

GARDENA Comfort Ratchet Lopper SmartCut

**Additional power to render
your work easier.**

The patented ratchet function that operates automatically as needed enables you to master any cutting job in the garden. Using the GARDENA Comfort Ratchet Lopper SmartCut enables you to cut relatively thick branches and hard wood with a minimum of effort.

More power at the press of a button.

The GARDENA Comfort Ratchet Lopper SmartCut cuts branches and hard wood easily and ergonomically by normal, direct cutting action. Where cutting branches requires greater effort, the ratchet function is automatically activated as needed. The ratchet lopper gives you as much as 250 % more power to cut branches without exerting yourself.



Patented automatic ratchet function:

With the ratchet mechanism you cut branches and wood the usual way, in one go. If needed, you automatically activate the ratchet function...

... and cut even thicker branches measuring as much as 45 mm in diameter, effortlessly, in up to four steps.

COMFORT



250%
Power



Innovative technology for optimal cutting power

How you'll become a tree-care expert.

For your tree- and shrub care, you should regularly remove aged or dead twigs and branches. Here, the right tool is already half the solution. GARDENA offers you the right tool for every application. You'll be able to bring older trees and shrubs into shape or correct them to the desired size.

The GARDENA Pruning Loppers and Saws guarantee optimal cutting- and sawing performance together with a high degree of handling comfort – from trunk to tree-top. Extra-sharp,

precision-ground blades and specially hardened blades made of high-quality materials ensure precise work and clean results. The ergonomically formed handles spare the hands, joints and arms. Comfort, power and highest efficiency – made by GARDENA.


Classic, Comfort or Premium: For every branch, the ideal cutting tool.

For thinner branches and twigs, you'll be well-served with a Pruning Lopper. Here as well, GARDENA has the ideal tool for you – and that from beginner to professional. Because: with our patented gear transmission, the perfect cut has never been easier to achieve.



COMFORT

“Through the powerful gear transmission, it is super easy for me to cut branches.”




CLASSIC



PREMIUM

GARDENA Classic Pruning Loppers

Classic in design and materials, modern in technology.



CLASSIC

- Clean, easy cuts
- Optimal transfer of force

GARDENA Comfort Pruning Loppers

Extra comfortable and ergonomic.



COMFORT

- Stable and light
- Patented gear transmission
- Clean, powerful cut

GARDENA Premium Pruning Loppers

High-quality materials, best production, elegant design.



PREMIUM

- Good cutting results on long-term
- Stable and long-life
- Greater cutting power



The fine art

Safe work from the ground.

No more acrobatics on the ladder: with the GARDENA combisystem and the GARDENA StarCut, you can work right – and safely and comfortably from the ground. Through their practical, telescopic features, you can effortlessly reach even high branches and twigs with the GARDENA StarCut and the GARDENA combisystem Branch Pruner. The clever gear transmission allows an enormous saving of energy – and that with first-class operating comfort and consistently precise cuts.

The GARDENA combisystem also allows you a large variety. Because with this innovative product solution, you only need one handle which you can join with several other practical tools. For thick branches and logs the GARDENA Comfort Bow Saws are particularly well-suited. The comfort handle with impact protection allows a safe grip and easy guiding. The practical screw mechanism allows maximal blade tension and a tool-free change of blades.

From trunk to tree-top: the right tool for every task.

GARDENA has the ideal solutions for all sawing- and cutting work for the home and garden: with the GARDENA combisystem and the GARDENA StarCut, you can work powerfully, comfortably and safely from the ground – and that with thick branches and logs or high trees and thick shrubs.



“With GARDENA StarCut, I can cut even the top of the tree perfectly.”



GARDENA Comfort Tree and Shrub Loppers StarCut

Cutting angle individually adjustable from the ground for targeted cutting of branches in every growth direction. Additional gear transmission for powerful and effortless work – and that through the infinite telescopic adjustment up to 6.5 m height.



GARDENA combisystem Branch Pruner

Highly energy saving through the 3-fold transmission and double pulley transmission. Specially hardened, non-stick coated blades achieve precise cuts.



GARDENA Comfort Bow Saw

Light, robust saws with pointed bow – also ideal for confined spaces. Extra-comfortable handle with impact protection for safe and ergonomic work.



GARDENA Electric Chainsaw CSI 4020-X

The GARDENA among chainsaws.

The high chain speed of GARDENA CSI 4020-X guarantees efficient cutting performance – and that with a low level of effort. Regarding safety: through the innovative Quick-stop function, the chain stops within a mere 0.15 seconds.

Chain tensioning has never been easier!



With the GARDENA Electric Chainsaw CSI 4020-X, you can tension the chain and mount the blade without tools. With the innovative Quick-fit system, the chain is optimally tensioned in just one work step. No more troublesome checking and readjusting. For you this means: easy operation for best ergonomics!



Safe

Maximum protection through the safety anti-kick-back mechanism with clearly displayed "on stop" position.



Powerful

The powerful motor and high chain speed achieve powerful, exact cuts.



Convenient

Through its optimal ergonomics, the GARDENA Electric Chainsaw CSI 4020-X can tackle even challenging tasks without problems.



The new chainsaw generation

Clean cuts with the electric motor.

Chainsaws are ideally suited for property care, for sawing logs of wood, for keeping trees in shape or cutting down trees, or for clearing woods. In comparison with the fuel-powered chainsaws, the Electric Chainsaws by GARDENA have clear advantages: they are environmentally friendly, low-maintenance and make less noise. They are therefore ideal for work near the home.


Thanks to the strong motor, the Electric Chainsaws by GARDENA also guarantee an efficient cut – and that with a minimum of effort. The practical display window also allows you to quickly and reliably check the oil level at any time. By the way: so that

everything will go smoothly, you will receive an oil bottle for first use with your purchase.

The excellent ergonomics of the GARDENA Chainsaws also guarantee ideal work even under difficult conditions. The anti-kick-back mechanism and the GARDENA Quick-stop guarantee maximum safety: if the switch is released, the chains automatically stop within 0.15 seconds. Comfortable handles with soft components offer a sturdy and safe hold.

With cable or battery – always powerful and reliable.

Tool-free preparation and perfect results: the optimal ergonomics and powerful motors of GARDENA's Electric Chainsaws guarantee perfect cutting results with a minimum of effort – regardless whether with cable or with battery.



“With the Accu Chainsaw 2018-Li, I can work quickly and efficiently. And all that without cables.”

GARDENA

Accu Chainsaw CST 2018-Li

Powerful, safe Accu Chainsaw with lithium-ion rechargeable battery. Optimal battery capacity; with one charge you can easily cut approx. 60 logs with a diameter of 80 mm.



GARDENA

Electric Chainsaw CST 3519-X

Powerful chainsaw with tool-free Quick-fit chain tensioning. In just one work step, the blade is set in position and the chain is optimally tensioned.



GARDENA

Electric Chainsaw CST 3518


Robust and powerful chainsaw with optimal weight distribution and easy handling. Chain tensioning in just a few steps without tools.

The GARDENA Tree Trainer

“Beautiful trees require care.”




Engelbert Kötter, our garden expert, gives tips & tricks.



1 Formative pruning

With this cut, you develop a young tree-top over three- to five years as such that a middle, main growth is evenly surrounded by approximately five branches. Strong branches mean stability and carry new growth. Take care here: the subsidiary branches are always subordinate to the main branch.



2 Care pruning


Through this cut, you achieve a loose, light-flooded tree-top. Remove all dead or diseased wood and twigs which cross and scrape against each other. Also take out those that grow into the tree-top, rather than outward.



3 Greening

To delay the aging of a tree or to revitalise it through young shoots, use this cutting technique. Cut back a branch at a divide to the desired length and use this as a measurement reference for evenly trimming around the tree-top.

4 Beautiful shrubs in three cuts



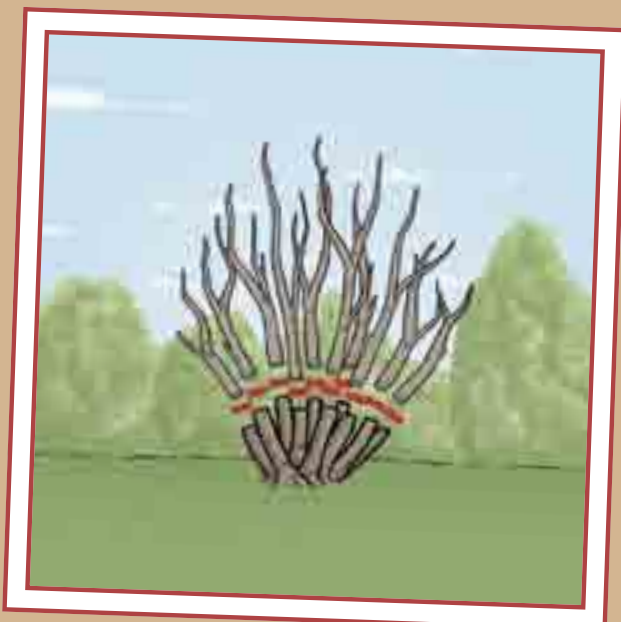
Pruning

Forsythia, (ornamental-) currents, weigela, English dogwood – from shrubs which always revitalise themselves through new shoots, always cut out the old thick branches. This makes room for new, vital shoots.



Cutting back

Hibiscus, lilacs, magnolias – these are shrubs that you can evenly trim all around, always at a fork. The stronger you trim, the stronger the new growth will be!



Copse cut

Panicle-hydrangeas, kew blue, St. John's Wort and heather-shrubs that have bloomed in summer or autumn on the shoots previously formed in the same year can be cut back to the remaining copse.

Plant. Care. Cut.

Cutting for a beautiful garden.

With fireworks of colours and shapes, and an enthralling scent, flowers render your garden a true oasis of life enjoyment. Dense and bushy shrubs are particularly beautiful and striking. Nature's palette offers you nearly unlimited possibilities for experimenting with the effects of colours and shapes. With GARDENA, you can make your garden dreams come true and give your shrubs and flowers lively accents.

The planting of flowers and shrubs of the most various combinations gives your garden that individual note. There are, of course, no limits to your imagination. With GARDENA, you make your garden a personal work of art.

The various plants accompany you throughout the entire year – from the first messengers of spring to the sea of blossoms in late spring. Cared-for flower beds and shrubs make your garden a real attraction in summer and leave in autumn with a colourful wave.

Every gardener has his or her own specific ideas of how the own garden should at some point look. But regardless of what kind of wishes you have: with the right care and appropriate tools by GARDENA – you can realise them all both in larger and smaller spaces.





"Particularly for cutting back, it's important to me to get the perfect cut."

COMFORT



The GARDENA Secateurs

Classic, Comfort or Premium – always a precise cut.



A garden with beautiful flowers requires the right care and regular cutting measures. The secateurs by GARDENA are ergonomically excellent in use – and in each of the categories of Classic, Comfort and Premium. Especially practical: the opening width is adjustable to the individual hand. This allows you to cut efficiently and comfortably.

GARDENA Classic Secateurs

Classic in features and material, modern in design.

CLASSIC



- Clean, easy cuts
- Ergonomic

GARDENA Comfort Secateurs

Exceptionally comfortable, ergonomic and cuts powerfully.

COMFORT



- Handles can be variably adjusted to hand size
- Tire-free work
- Easy, precise cutting

GARDENA Premium Secateurs

High-quality materials, best production, elegant design.

PREMIUM



- Good cutting results on long-term
- Optimal transfer of force

Whether for young shoots or old wood – the right secateurs for every task.

With GARDENA Secateurs, you can choose between two cutting mechanisms: the Bypass Secateurs work with a two-sided blade. The resulting, precise cut is particularly well-suited for flowers, young shoots and green wood. With the Anvil Secateurs, the branch lies in a stable anvil as you cut. This prevents damage to the bark. This cutting principle is particularly useful for hard and dry wood.



Bypass:

The two-sided blade is ideally suited for young, green plants, flowers and green wood.

Anvil:

The stable anvil supports the branch and thereby prevents damage to the bark. Well-suited for hard, dry wood.

Powerful and convenient: The Comfort Ratchet Secateurs SmartCut

GARDENA Comfort Ratchet Secateurs SmartCut cuts branches and twigs easily and ergonomically by normal, direct cutting action. For branches of larger diameter, you simply enable the ratchet function to give you as much as 150 % more cutting power.

You cut thin, young shoots the usual way, in one go.
The ratchet function is activated instantly..



...to give 150 % more power for effortlessly cutting branches up to 22 mm in three steps.

The GARDENA Flower Trainer

“How to make your garden a flower paradise.”



Engelbert Kötter, our garden expert, gives tips & tricks.



1 Cut, don't crush.

So that the cut-wound can quickly heal, a sharp blade is a must. If, however, the cut crushes or is frayed then deadwood easily results and thereby a gateway for fungal disease.



2 Blossom promotion à la cutting technique

To prevent deadwood, always cut 3–5 mm over a bud. Ideally, the bud points to the inside so that the resulting new shoot will point outside and the plant can remain airy inside – especially important with roses.



3 The right timing

You should cut frost-hardy flowering plants at winter half-year, on frost-free days. Frost-sensitive flowers, such as roses, should be cut in spring, around beginning/middle March; spring flowers such as forsythia or Chinese summer lilac after blossoming.

4 The perfect flower bouquet from the own garden



Flower selection

The rose is the Queen of the Garden – and of the flower bouquet. But nature's flower blessing has even more to offer all year round: Anemone, hyacinth (enthraling scent!), tulips and narcissus in spring, perennial shrubs in month-long fullness, dahlias and gladiolas in late summer and autumn, finally aster and Christmas roses as the last.



Stem length and flower quantity

Depending upon the selected vase and later location of the vase, a single flower can be just as charming as a voluminous bouquet. Select harmonising flower types and colours, liven up the bouquet with grasses, fruit- and blossom stems (e.g. decorative apples) and leafy green (e.g. St. John's Wort, cherry laurel) with which you can also frame the bouquet.



How florists tie

Take the first flower stem into your hand, evenly add further stems around it at angles. This gives the bouquet fullness and stability. Hold the prepared bouquet in your hand, place on the edge of a table and secure with bast. Then arrange all stems to the appropriate lengths and cut diagonally.

New in 2011: GARDENA Pump and Pressure Sprayers

Ergonomic and convenient



Beautiful, healthy plants need tender loving care and, every once in a while, watering, fertiliser or pesticide. GARDENA's new ergonomic Pump and Pressure Sprayers provide the ideal sprayer for every application and for every need.



"The fun way to tend to my plants! And if it's too heavy, I use the trolley."



GARDENA

Pressure Sprayer 3 l / 5 l

For tending to garden plants there's a comprehensive range of GARDENA Pressure Sprayers - for newcomers to gardening all the way to professional users. Featuring an ergonomic D-handle and level indicator.

GARDENA

Trolley for Pressure Sprayers

For ease and convenience in tending to plants – without carrying the pressure sprayer. Suitable for all GARDENA Pressure Sprayers 3 l and 5 l.



For indoor and outdoor plant care.

GARDENA

Backpack Sprayer 12 l

Ideal for the care of plants in large gardens, orchards or vineyards. Padded shoulder straps, back-sparing tank form and telescopic spray lance. For right- and left-handed use.



GARDENA

Pump Sprayer 0.5 l / 1 l

Multi-use sprayer for garden and household. Featuring an ergonomic spray head, fully adjustable spray nozzle and level indicator.



GARDENA

Comfort Pressure Sprayer 1.25 l

Universal Pressure Sprayer for garden and household. Ergonomic pump grip and handle grip for ease in handling. Level indicator and Comfort features for frequent use.



Beds & Soil

Loosen. Plant. Weed. Your beds will love it!

Thriving, colourful flower-beds are the dream of every gardener. A sea of blossoms looks fantastic and brings colour to your garden. Before planting though, the soil must be cultivated. Loose and nutrient-rich soil is the basis for successful gardening. Here, flowers and shrubs will thrive and be more resistant against diseases and parasites. Taking care of your garden soil is worth it!

Most important for thriving growth is careful soil cultivation. Good garden tools suitable for this are easy to use and tire-free in handling. With the clever GARDENA combisystem, you can also connect several further tools to the system

and easily secure via a screw. The selection covers a host of items such as rakes, various brooms and snow shovels.

The right GARDENA tools will powerfully support your work. Soil cultivation doesn't have to be difficult: with GARDENA, you'll create a nourishing basis for your garden dreams – easily and efficiently.



One handle for all tools

GARDENA combisystem



Whether weeding, aerating and loosening the soil or raking up leaves, weeds or grass clippings – you'll always be making good ground with the GARDENA combisystem! Ranging from hoes, through brooms, all the way to cultivators and rakes – these high-quality garden tools impress with their ease of use

and high convenience. In addition, the range of handles optimally matched to every application ensures that all the combisystem products can be extended to suit personal needs. And best of all: With the GARDENA combisystem only one handle is needed and you can simply exchange the tools.



GARDENA combisystem Extension Handles for Hand Tools

Aluminium handles for effortlessly extending the reach of all combisystem Hand Tools. Also available as Telescopic Handle.

① GARDENA combisystem Telescopic Handles

Effortless in 26 cm-stage telescopic aluminium handle for comfortable work in up to 5 m height.

② GARDENA combisystem Wooden Handles FSC-certified

High-quality, flexible ashwood damps vibrations and allows a comfortable grip.

③ GARDENA combisystem Ergoline Aluminium Handles

Light aluminium handle with angled grip.



Rakes, Brooms & Co. – for simple ground maintenance.

The GARDENA combisystem with its wide selection of practical tools ensures thorough and convenient ground maintenance. Specially styled handles and operating elements ensure a perfect ergonomic design. That's why GARDENA tools are smart, handy helpers!



NEW

“Dividing the GARDENA Fan Rake into two parts means I don't have the bother of collecting the leaves by hand”.

GARDENA combisystem Fan Rake

Fan Rake with a wide working width of 77 cm. For time-saving raking of leaves, grass cuttings, aerated material and other garden waste. The Fan Rake can be divided for comfortable collection of the raked material and folded for space-saving storage.



GARDENA combisystem Joint Brushes

The Joint Brush made of metal for easy removal of moss from paving joints and walls, or of plastic for simple cleaning of sensitive surfaces (e.g. tiles).



NEW



GARDENA combisystem Road Broom with handle

Uncomplicated removal of worked-in dirt and soil.

Convenient tools for working on your beds – without getting your hands dirty.

The GARDENA combisystem tools are ideal particularly for all the chores with beds and borders. GARDENA offers exactly the right answer for every job. The ergonomically designed grips and handles and high quality materials make gardening far easier and cleaner.



GARDENA combisystem Garden Hoe

For loosening and aerating the soil in beds without damaging the plants.
For easy soil penetration.



GARDENA combisystem Hand Rake

For raking leaves, weeds and cut grass in beds.



GARDENA combisystem Hand Trowel

Ideal for planting and transplanting into flower pots or beds.



GARDENA combisystem Rake with handle

Multi-purpose tool for raking, clearing and working soil.

Fit for winter – with the GARDENA combisystem.

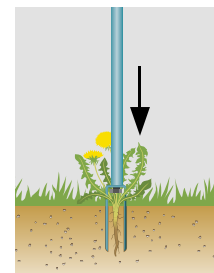
The GARDENA combisystem is extra practical due to its multiple applications: you can join not only tools for the usual garden work but also special winter products.

GARDENA combisystem Snow Shovel

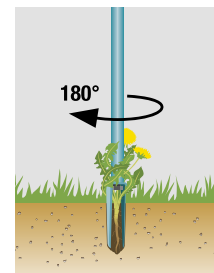
Light yet stable plastic blade with high-quality plastic edge for easy clearing of snow.



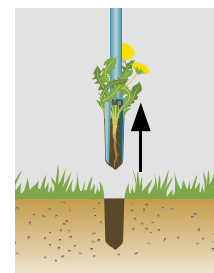
Gardening without bending while keeping your hands clean.
Everything your garden needs.



Press in



Turn 180°



Pull out



Removal with-
out dirty hands



GARDENA Garden Glove

Top-quality materials and best design
for ideal protection while gardening

GARDENA Weeding Trowel

Weeding Trowel for effortless and efficient
weed removal – without bending.



Watering

Sprinkle. Spray. Drip.

Water brings life to your garden.

Your garden decorates your house. It's a place to relax and feel good. To ensure that plants and lawns stay green and healthy even under dry, hot temperatures, the right watering is essential. For the four areas – retrieve water, control, transport and deliver – GARDENA offers you perfect solutions. You can water your garden and plants with a minimum of time and effort, and a maximum of comfort – by hand, or partially- or fully automatic. As you wish.

GARDENA has the right product for every preference and requirement: our pumps, water computers, hoses and hose trolleys, nozzles, spray lances and sprinklers offer you best ergonomics and easy use!

For your lawns, take a sprinkler or the Pop-Up Sprinkler-system. You can conveniently water beds, border plants, terrace- and balcony plants with a spray lance or, for a more targeted effect, with the Micro-Drip-System. In this way,

your garden will receive just as much water as it needs – and you'll have more time to relax in the garden.

Regardless whether it is raining, the sun is shining or you are on holiday – the GARDENA computer-controlled irrigation systems always supply your garden with the right amount of water. You'll also make an important contribution to responsible treatment of water as a valuable resource. A professional irrigation system employs water efficiently and conserves it, and can be fed with rainwater from tanks or cisterns.

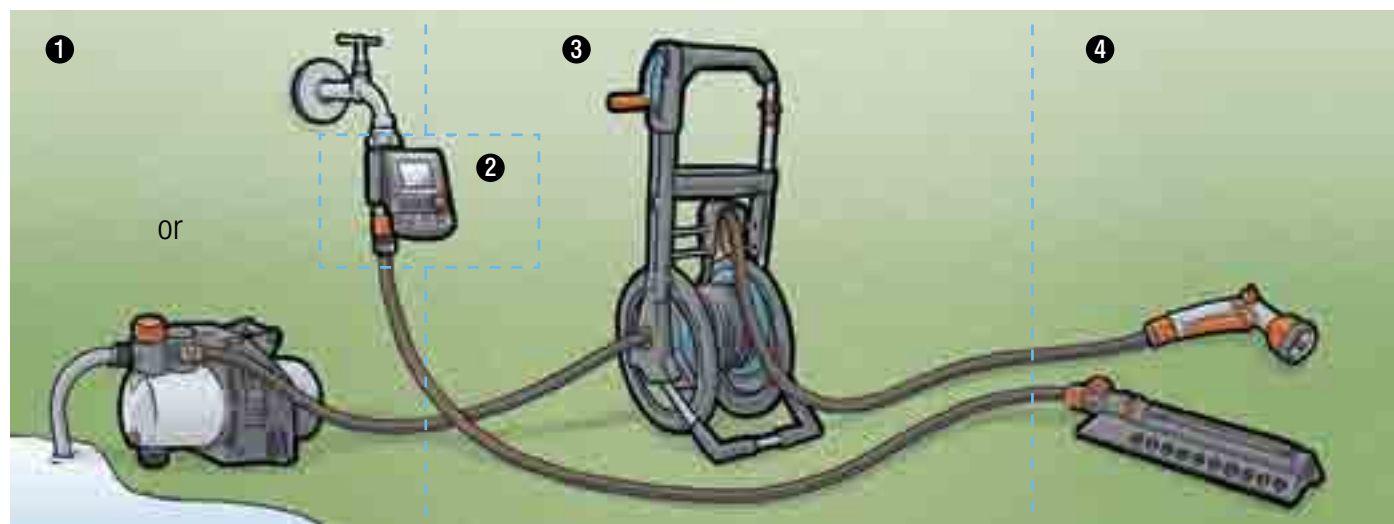
More information on GARDENA watering solutions can be found in the brochures on irrigation systems and pumps or at www.gardena.com



Everything for watering your garden.

① Pumping, ② Controlling, ③ Transporting, ④ Watering.

For a healthy lawn and wonderfully thriving flowers and shrubs, the right watering is essential. For every area and every garden lawn, GARDENA offers innovative products. The range comprises mobile and stationary watering solutions.



① Pumping:

Let it flow – this is how you'll pump right!

Whether it's the tap, cistern, rainwater tank or well – with GARDENA's efficient pumps, every water source can be optimally utilised for garden irrigation.



GARDENA Garden Pumps

Powerful pumps for a variety of uses: For watering, draining or for supplying water for domestic use.

② Controlling:

Intelligent control, using water sustainably.

Carry out watering manually or with a timer – and conserve the environment. The best part: with the water-conserving sensor technology you can also control your irrigation via the rain- or soil moisture sensors.



GARDENA Watering Controls

Convenient control and automatic water distribution for efficient and environmentally-friendly water use.

You will find further information in the GARDENA Watering Systems brochure

③ Transporting: Bringing your water to its destination.

Healthy plants and a lush lawn must be regularly supplied with water. With GARDENA, you get the water where it's supposed to go: mobile, with hose and Hose Trolley or stationary via a Water Connector directly in the garden.

GARDENA Hose Trolleys

The right water transportation and hose storage solution to suit every requirement and every garden size, e.g. GARDENA Classic – very stable and compact.



④ Watering: Let it rain!

GARDENA has the optimal watering method for every requirement. You can water e.g. flowers in a targeted manner by hand with a spray lance. For your lawn, you can take a Sprinkler or Sprinklersystem. In beds, Micro-Drip irrigation transports the water in perfect amounts to the plants.

GARDENA Nozzles and Sprayers

Ergonomic spray models with various water-jet types for different watering situations: Soft spray, mist spray, bubble- or hard jet.



GARDENA Sprinklersystem

Permanently-installed Pop-Up Sprinklers for convenient lawn irrigation. At water pressure, spray nozzles rise up above ground and disappear back down again after their work is done.



GARDENA Micro-Drip-System

The water-conserving method. With drip heads, water is delivered in targeted amounts.



GARDENA Sprinklers

Mobile sprinklers for various lawn types and sizes, e.g. GARDENA Polo.

Lawns

Mow. Trim. Care.

The most beautiful lawn for your garden.

A beautiful lawn is the centrepiece of every garden. Regular care and optimal fertilisation help to keep your lawn healthy and cared for. The GARDENA product range offers you all you need for a soft, green lawn carpet that buffers your every step in the garden. You'll be able to work easily, comfortably and efficiently.

A beautiful garden begins with the right lawn cut. For this, GARDENA offers you the right Rotary- or Cylinder Lawn-mower. You can choose between electric-, battery-, or fuel-powered models – depending upon your personal wishes and requirements.

A clean lawn requires precisely cut edges. You can achieve this either with GARDENA mechanical Grass Shears or

Accu Grass Shears, or electrically with the GARDENA Turbotrimmers.

It's also a good idea to remove grass thatch and moss once or twice a year with a Lawn Aerator. This enlivens your lawn and renders it more receptive to water, light and nutrients. For supplying your garden with additional nutrients, the GARDENA Spreader is ideal. With the practical dosage container you can easily spread fertiliser in a targeted way, for dense turf.

You can find further information on the subject of lawn care in our Lawn Care Brochure or at www.gardena.com



All a question of care

Your lawn will shine!

Lawn mowing is one of the most important elements of lawn care. A well-cared for lawn needs more than regular mowing. For a healthy lawn you should remove grass thatch and moss at least twice a year, best is spring and autumn. Targeted fertilisation

additionally guarantees dense turf. Your lawn will become dense, splendidly green and weed-free with the right care and the right GARDENA products. Your lawn will thank you.



GARDENA

Lawnmowers

Whether you choose the Electric, Accu Rechargeable or Petrol-Driven Lawnmower: The efficient GARDENA Lawnmowers excel with well thought-out features for convenient use.

You will find further information in the GARDENA Lawn Care Brochure



GARDENA

Cylinder Lawnmowers

Contact-free cutting-cylinder blade technique for a precise cut. Available as an Electric-, Accu Rechargeable or Hand Cylinder Lawnmower.



GARDENA

Lawn Rakes / Aerators

For thorough and sustainable removal of thatch, moss and weeds.



GARDENA

Spreaders

Spreader with practical dosage container for easy spreading of fertiliser and grass seeds.

Lawn edges: the perfect edge for every lawn.

The lawnmower is not enough for neat lawn edges. GARDENA provides simple solutions for a well-maintained, groomed lawn. Any excess grass is quickly and easily trimmed using the convenient Accu Grass Shears. Mechanical Shears are suited particularly for around beds and patios. And powerful Turbotrimmers are a great help for areas that are difficult to get at and large gardens.



GARDENA Accu Grass Shears

For comfortable, cable-free cutting of lawn edges. Exchangeable quality blades and fast, easy blade change. With powerful and easy-care lithium-ion rechargeable batteries as well as LED display of the level of charging. Operating time up to 45 min. and cutting performance up to 800 m.

Also available as a set with Telescopic Handle for cutting in an upright position.



GARDENA Grass Shears

Easy to use through the specially formed handle. 360° rotatable cutting for a precise lawn-edge cut – ideal for left- and right-handed people.

GARDENA Turbotrimmers

Practical trimmers for longer lawn edges and selective cutting. In various versions, one for each application. Available as electric- or battery-powered model.

More about GARDENA

You would like to know more about the topic garden and GARDENA? Just have a look into our other brochures, get information on the internet under www.gardena.com or subscribe to the free newsletter under www.gardena.de/newsletter.

We reserve the right to make changes, also product changes.

 **GARDENA**[®]
Live your garden

