

**GARDENA IRRIGATION 2013**



# BECAUSE YOUR GARDEN NEEDS WATER

More enjoyment of the garden.

 **GARDENA®**



# GARDENA IRRIGATION

High-quality products. Beautiful gardens.



## GARDENA – the full-range supplier

GARDENA offers everything you need for optimal garden care. Whether products for lawn-, tree- and shrub care, tools for soil cultivation, irrigation solutions or pumps – GARDENA's assortment has it all. For a perfect garden.

## GARDENA – with system

The system concept characterises GARDENA's products and is reflected in many product series. You can rely on our systems. Once GARDENA – always GARDENA.

## GARDENA – in any season

With GARDENA products, you care for your lawn all year round and keep it in excellent shape – regardless of the season.

## GARDENA – your advantages

### 1. Quality

GARDENA products are known for their extremely high quality and reliability. The entire production chain is subject to the strictest inspection cycles and quality guidelines.

### 2. Innovation/Technology

GARDENA develops products that render garden work as easy and efficient as possible. That's why the product portfolio is continuously further developed and optimised – with the latest technology.

### 3. Ergonomics/Comfort

GARDENA places high value on the ergonomics of their products. They should lie comfortably in the hand and make garden work easier.

### 4. Service

Should your product require repair or maintenance, the GARDENA Service experts are there for you.

## Contents



### Transport water

When there's no rain, plants need to receive water by other means. With the Original GARDENA System, you take water directly from the tap and transport it, e.g. with a hose, to where it's needed.

More on page ..... 4



### Distribute water

GARDENA has the right products for targeted irrigation of plants. Simply connect a nozzle or sprayer to the hose and water plants in pots or beds. For lawns e.g. the mobile sprinklers are well suited.

More on page ..... 5



### Automatic garden

Water day and night, even while you're on holiday – you can easily set the time and duration with the GARDENA Irrigation System. Once installed, your garden is conveniently supplied with water.

More on page ..... 6



### Irrigate with system

Watering your garden with a GARDENA Irrigation System relieves you of the task. The Sprinklersystem conveniently irrigates the lawn and the Micro-Drip-System is ideal for hedges, beds and greenhouses.

More on page ..... 7



### Control water

With the GARDENA Irrigation Control Systems, you water your garden completely automatically. Simply set when you would like your garden to be watered and enjoy your free time.

More on page ..... 9



### Pump water

Easily use water from cisterns, rain water tanks or wells for irrigating your garden – with the Pumps by GARDENA. There are also models suitable for draining and supplying water for domestic use.

More on page ..... 10

# GARDENA IRRIGATION

And your garden will green and blossom.

All products and more info at:  
www.gardena.com

Watering is important. Regardless of whether you would like to water by hand or by fully or partially automated means: With the GARDENA water supply, you choose minimum effort with maximum convenience.

## Why water?

Every garden and balcony owner wants a lush and healthy lawn, and thriving ornamental shrubs and flowers. When rain doesn't fall and plants thirst for water, you can lend a helping hand. Because the more regularly plants are watered, the more lushly they will bloom and thrive.

## When to water?

It's best to water in the early morning. The roots are better able to absorb the water before the midday heat arrives. When you water in the evening the soil remains moist for a long time. But careful: This makes it great territory for snails and fungal diseases.

## Transport water

With the Original GARDENA System, you take water directly from the tap and transport it – e.g. with a hose – to where you need it.

## How to water?

To ensure that plants and lawn areas stay green and healthy even during longer dry periods or high temperatures, the right irrigation is vital. Regardless of whether you decide to traditionally water by hand or to use an automated system with greater convenience: GARDENA has the appropriate solution.

## How often?

Especially during the main growth period, plants need lots of water. Sufficient irrigation is important for plants growing in sunny or windy locations.

## GARDENA TIP

Water deeply: it's better to water less often but thoroughly. This allows the water to reach the deeper-lying roots. Please note: Water that is too cold damages the plants.

## Water Smart Flow Meter

Thanks to the GARDENA Water Smart Flow Meter, you can view the water consumption at a glance. That helps to save water and allows targeted irrigation of plants. It can be used as part of the Original GARDENA System at the tap, the sprayer, the sprinkler or the pump.

Article No. 8188



## Classic Hose



PVC garden hose with high-quality reinforcement. Secure use with the Original GARDENA System.

Length: 20 metres

For moderate use.

Max. pressure: 22 bar

Warranty: 12 years

Article No. 8533

## Comfort SkinTech Hose



Thanks to SkinTech coating, no kinking, knotting and twisting. Slides easily.

Length: 20 metres

Moderate – frequent use.

Max. pressure: 30 bar

Warranty: 18 years

Article No. 8593

## Classic Hose Trolley 60 TS



Convenient hose storage. Comfortable unwinding with any body height. With height-adjustable handle.

Article No. 8000

## Comfort Wall-Mounted Hose Box 25 roll-up automatic



NEW

For medium-sized gardens. Even unwinding of the hose. A more reliable, secure and automatic hose roll-up.

Article No. 8023

## Distribute water

Regardless whether you would like to water a potted plant on the patio or supply water to your lawn: GARDENA has the right product.

## Comfort Gun Nozzle



For cleaning and watering with a fine mist. Infinitely adjustable water quantity. On/Off trigger with lock.

Hard jet, Fine mist

Article No. 8100

## Comfort Multi-Purpose Spray Gun



The luxurious all-rounder. For multifarious irrigation- and cleaning tasks.

Soft spray, bubble-jet spray, hard jet and flat jet

Article No. 8106

## Comfort Spray Lance



Ideal for watering with a large range. Comfortable handling through soft plastic components. On/Off trigger with lock.

Soft spray, mist spray and hard jet

Article No. 8109

## GARDENA Garden Shower solo



A GARDENA garden shower can be easily set up in the garden and provides wonderful refreshment on hot days.

Article No. 961

## Comfort Large-Area Irrigation AquaContour automatic



For areas with nooks and crannies and varying ranges for gardens and lawns of every contour. Can be individually programmed.

Area coverage: max. 350 m<sup>2</sup>

Range: 2.5 – 9 m/4 – 10.5 m

Variable storage

Article No. 8133

## Oscillating Sprinkler ZoomMaxx



NEW

For small to medium-sized areas.

Area coverage: 9 – max. 216 m<sup>2</sup>

Adjustable range: 3 – max. 18 m

Width of spray: max. 12 m

Article No. 8127

## Classic Circular Sprinkler Samba



For round areas.

Area coverage: max. 250 m<sup>2</sup>

Range of spray Ø: 3 – max. 18 m

Article No. 2060

## Comfort Turbo-Drive Sprinkler



For large areas.

Area coverage: 75 – max. 450 m<sup>2</sup>

Sector distribution: 20° – 360°

Setting range: 5 – max. 12 m

Article No. 8144



## ① Threaded Tap Connector

For connection to the tap. Easy, problem-free handling without tools.

Article No. 901

## ② Standard Hose Connector

A simple pull quickly releases the connection to the hose.

Article No. 915

## ③ Extension Joint

To extend the hose. Also for changing from 19 mm (¾") to 13 mm (½") hoses.

Article No. 931

## ④ Water Stop

Disconnect = automatic water stop. Connect = water flow. Without a walk to the tap.

Article No. 913



## Automatic garden

Save time with intelligent technology and your automatic garden. Gardening can be made easier and you can use the time saved to e.g. spend more hours with your family or simply relax.

### Why an automatic garden?

You can leave your lawn on its own and enjoy your holiday without hassle. Because once you have installed the GARDENA Irrigation System, your plants will be conveniently supplied with the water quantity they need. And you'll save water because the irrigation times and quantities are optimally programmed. The GARDENA Irrigation System is reliable, works punctually and gives your plants the exact amount of water they need. Water less often, more regularly and sufficiently. Save resources, promote healthy growth of your plants and enjoy your beautiful garden. The GARDENA Irrigation System is unobtrusively sunk into the ground.

### Which system is right for me?

Choose an intelligent irrigation solution that perfectly suits your requirements. For simple applications, a Water Timer will suffice. For more complex tasks, you can use a modular Irrigation Control System. A Water Computer is recommended when the desire for comfort is a priority. With complex irrigation areas, a direct programming or modular Irrigation Control System is ideal. Choose your perfect solution and let it rain as often and as intensively as your plants require.

### GARDENA TIP

Intelligently combine watering elements for your garden: Use free water from the rain water tank, the well or cisterns with the GARDENA Pump Programme in addition to the GARDENA Irrigation System.

## Overview GARDENA Systems



### GARDENA Sprinklersystem

The convenient pop-up irrigation of your garden. Thanks to permanently installed pop-up sprinklers, your lawn will be irrigated where it is needed. Automatic drain valves protect against frost.



### GARDENA Micro-Drip-System

Irrigation with drip heads. Evaporation is very low and the water is efficiently supplied. For flower- and vegetable beds, hedges or shrub rows, in greenhouses or for potted plants on patios.



### GARDENA Pipeline

Water – like electricity from the mains. The GARDENA Pipeline is installed below ground and with a hose you withdraw water where you need it.



### GARDENA Watering Controls

With the GARDENA Watering Controls, you determine when and for how long your garden is to be irrigated. Fully automatic – it couldn't be more convenient.

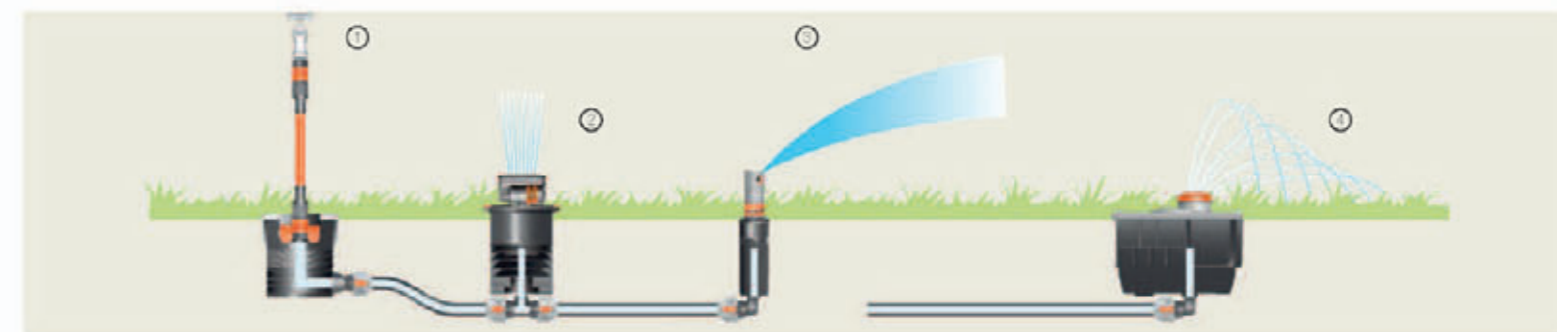


Help with planning, installation and initial operation of the GARDENA Sprinklersystem:  
 • www.gardena.com  
 • Brochure "Watering Systems"

## Irrigate with system

### GARDENA Sprinklersystem

With the GARDENA Sprinklersystem, which is permanently installed underground, you irrigate your lawn conveniently using the pop-up function. Depending on the lawn shape, there are various pop-up sprinklers that distribute the water where it is needed. Once their work is finished, they disappear back into the ground. The result is a lushly green, healthy lawn.



①	②	③	④		
<b>Connecting Point</b>	<b>Pop-up Oscillating Sprinkler OS 140</b>	<b>Turbo-driven Pop-up Sprinkler T 200</b>	<b>Large-Area Pop-up Irrigation Aqua-Contour automatic</b>	<b>Connecting Pipe</b>	<b>L- / T-piece</b>
					
Accessories				Accessories	Accessories
For underground connection of the Sprinklersystem	Irrigation of rectangular and square areas. Convenient in handling, easy to install.	Circular sprinkler with infinitely adjustable watering sectors for individual area shapes	Range can be individually programmed; irrigates irregular lawn areas as suits their contours	The water conduit of the Sprinklersystem	L- and T-piece for connecting sprinklers
	Areas up to 140 m <sup>2</sup>	Areas up to 200 m <sup>2</sup>	Areas up to 350 m <sup>2</sup>	25 m roll	
Article No. 2722	Article No. 8220	Article No. 8203	Article No. 1559	Article No. 2700	Article No. 2780 / 2786

### GARDENA Connection technologies

Thanks to the "Quick & Easy" connection technology and the variety of installation elements, laying GARDENA irrigation systems is easy and flexibly possible for many demands and garden sizes.

### GARDENA Patented Quick & Easy connection technology for the sprinkler system





**Help with planning, installation and initial operation of the GARDENA Micro-Drip-System:**

- [www.gardena.com](http://www.gardena.com)
- Brochure "Watering Systems"

## GARDENA Micro-Drip-System

With the Micro-Drip-System, all plants – aside from the lawn – are irrigated in a targeted and water-saving way. Flowers or vegetables, field cultivations, greenhouse shoots or balcony- or patio plants are supplied with water through drops or a gentle spray mist. The soil is kept evenly moist without water evaporating, seeping or flowing away.



## Control water

With the GARDENA irrigation control system, you water your garden completely automatically. Simply set when you would like your garden to be watered and enjoy your free time.



① <b>Master Unit 1000</b>	② <b>Fertiliser Dispenser</b>	③ <b>Endline Drip Head, pressure equalising 2 l/h</b>	④ <b>Inline Drip Head 2 l/h</b>	⑤ <b>Oscillating Sprinkler OS 90</b>	<b>Connecting Pipe 3 mm (1/2")</b>	<b>T-Joint 13 mm (1/2")</b>
Starter component of the Micro-Drip-System, reduces the pressure and filters the water	For the targeted supply of nutrients to your plants. Large filler opening and level indicator	For the irrigation of e. g. flower pots. Continuous water supply independent of pressure	For the irrigation of e.g. flower boxes	Flexible irrigation of very small rectangular and square areas up to max. 90 m <sup>2</sup> . Low water pressure.	The central supply line in the Micro-Drip-System. Can be installed above- or below ground	For branching off the Connecting Pipe
Article No. 1355	Article No. 8313	Quantity: 10 pieces Article No. 8310	Quantity: 10 pieces Article No. 8343	Quantity: 10 pieces Article No. 8361	Length: 15 m roll Article No. 1346	Quantity: 2 pieces Article No. 8329

### Water Timer



Switches off automatically.

For sprinklers, MDS <sup>1</sup>  
Watering duration: 5 min. – 120 min.  
Start of watering: when activated  
Energy supply: mechanical

Article No. 1169

### Water Timer T 1030 D



Control panel can be detached.

For sprinklers, MDS <sup>1</sup>, Sprinklersystem  
Watering duration: 1 min. – 120 min.  
Watering frequency: variable  
Start of watering: freely selectable  
Energy supply: battery (1 x 9 V)

Article No. 1825

### Water Computer C 1030 plus



Control panel can be detached.

For sprinklers, MDS <sup>1</sup>, Sprinklersystem  
Watering duration: 1 min. – 7 h 59 min.  
Watering frequency: variable  
Start of watering: freely selectable  
Energy supply: battery (1 x 9 V)

Article No. 1862

### Water Computer C 2030 duo plus



Control panel can be detached. Two outlets and sensor connection.


For sprinklers, MDS <sup>1</sup>, Sprinklersystem  
Watering duration: 1 min. – 3 h 59 min.  
Watering frequency: variable  
Start of watering: freely selectable  
Energy supply: battery (1 x 9 V)

Article No. 1874

## GARDENA Pipeline

The GARDENA Pipeline is permanently installed underground. You can say good bye to long hoses in your garden. Simply click on and use water on the spot.

### Starter Set for Garden Pipeline



Starter Set for garden pipeline with Connecting Point, 2 Water Connectors and T-pieces.

Article No. 8255

### Water Plug



Water tapping point installed above-ground with automatic stop valve


Article No. 8254

### Spiral Hose Box



Installed underground for water retrieval including 10 m spiral hose and classic spray nozzle

Article No. 8253



### Soil Moisture Sensor



Interrupts or prevents automatic irrigation when soil is sufficiently moist.

Compatible with the GARDENA Water Computers, Water Timers

Article No. 1188

### Rain Sensor electronic



Interrupts or prevents automatic irrigation when soil is sufficiently moist.

Compatible with GARDENA Water Computers, Water Timers

Article No. 1189

### Water Distributor automatic



For fully automatic control of up to 6 watering accessories (e.g. for flower boxes, lawns, potted plants, beds and hedges).

Compatible with GARDENA Water Computer C 1060

Article No. 1197





GARDENA Online Pump Advisor:  
www.gardena.com

## Pump water

To make convenient use of rainwater, you need a pump that reliably provides pressure. After all, your garden is to be evenly watered at all times. Simply use water from cisterns, rain water tanks or wells. The high costs of drinking water and responsibility for the environment make rainwater a good alternative. GARDENA has the right pump for every task.

### GARDENA TIP

By collecting rainwater, drinking water consumption can be reduced by up to 50 %!

### Why pumps?

Water should be available everywhere in the garden. Why not use free rainwater from the cistern, rain water tank or well? Use it to irrigate your garden or for domestic purposes. With pumps from GARDENA, you can easily pump water to where it is needed, flexibly when and at the spot it is required. The pumps are easy to use, powerful and reliable. The pump is produced from eco-friendly materials. You make a choice for the environment and for quality. GARDENA Pumps have been around for 35 years.

## Overview GARDENA Pump Systems



### Draining

Submersible Pumps and Dirty Water Pumps are drain pumps. They are used e.g. to drain water from the pool, pond, cellar or flooded excavation pits. With high operational safety, you can pump large quantities of water in a short time and prevent the worst water damages through automatic, fast draining.



### Irrigation

With the help of irrigation pumps, such as Garden Pumps, Rain Water Tank Pumps, Submersible Pressure Pumps and Deep Well Pumps, water from wells, cisterns and rain water tanks is utilised. Your garden irrigation is even, powerful, convenient and reliable. And you'll save drinking water and spare resources.



### Supplying Water for Domestic Use

Electronic Pressure Pumps, Pressure Tank Units and automatic Submersible Pressure Pumps are used for supplying water for domestic use. Use water from alternative sources for flushing the toilet or the washing machine. You conveniently spare resources, save drinking water, and pump water.

## Watering

### Comfort Rain Water Tank 4000/2 automatic



Rated power: 500 W  
Max. delivery capacity: 4000 l/h  
Max. delivery head/pressure: 20 m / 2.0 bar  
Max. submersion depth: 7 m  
Power cable: 10 m (H05 RNF)  
Integrated Dry-Running Safety  
Sprinkler connection capacity: 1  
Weight: approx. 5 kg  
Automatic on/off switching

Article No. 1742

### Classic Submersible Pressure Pump 5500/3



Rated power: 900 W  
Max. delivery capacity: 5500 l/h  
Max. delivery head/pressure: 30 m / 3.0 bar  
Max. submersion depth: 12 m  
Power cable: 15 m (H07 RNF)  
Float Switch for Dry-Running Safety  
Sprinkler connection capacity: 2  
Weight: approx. 9.6 kg  
Fastening rope: 15 m

Article No. 1461

### Classic Garden Pump Set 3000/4



SET

Set comes complete with pump 3000/4, 3.5 m suction unit and 20 m 13 mm (1/2") hose and Original GARDENA System fittings

Article No. 1717



## Draining

### Comfort Submersible Pump 9000 aqasensor



Rated power: 320 W  
Max. delivery capacity: 9000 l/h  
Max. delivery head/pressure: 7 m/0.7 bar  
aqasensor automatically starts at a water level of 5 mm  
Max. submersion depth: 7 m  
Max. particle size: 5 mm  
Weight: approx. 3.8 kg

Article No. 1783

### Comfort Dirty Water Pump 8500 aqasensor



Rated power: 380 W  
Max. delivery capacity: 8300 l/h  
Max. delivery head/pressure: 6 m/0.6 bar  
aqasensor automatically starts at a water level of 65 mm  
Max. submersion depth: 7 m  
Max. particle size: 30 mm  
Weight: approx. 4.0 kg

Article No. 1797

## Supplying Water for Domestic Use

### Comfort Electronic Pressure Pump 4000/5 LCD



Rated power: 1000 W  
Max. delivery capacity: 3600 l/h  
Max. delivery head/pressure: 50 m/5.0 bar  
Cut-in pressure: 2.0 bar ± 0.2 bar  
Max. suction height: 8 m  
Weight: approx. 11.0 kg  
Sprinkler connection capacity: 2  
Special feature: LCD display

Article No. 1765

### Classic Pressure Tank Unit 4000/5



Rated power: 850 W  
Max. delivery capacity: 3500 l/h  
Max. delivery head/pressure: 45 m/4.5 bar  
Cut-in pressure: 2.0 bar ± 0.1 bar  
Max. self-priming suction height: 8 m  
Weight: approx. 13.7 kg  
Sprinkler connection capacity: 3

Article No. 1772



### More about GARDENA

This brochure only covers a part of the GARDENA product assortment. On the Internet at [www.gardena.com](http://www.gardena.com), you will find the entire range and also useful tips for garden work and garden design.



### GARDENA Deutschland GmbH

89070 Ulm

Phone +49 (0) 731 490-123

Telefax +49 (0) 731 490-249

Service telephone +49 (0) 731 490 6419

E-mail: [service@gardena.com](mailto:service@gardena.com)

[www.gardena.com](http://www.gardena.com)

We reserve the right to make modifications, also product modifications.

