

LAWN AND GARDEN

2010/11



DESIGNED TO DO MORE





As one of the largest and most innovative power tool manufacturers in the world, Ryobi are dedicated to delivering outstanding performance and reliability.

We've built a solid and enviable reputation by developing a real knowledge of exactly what people need from their power tools.

Every Ryobi power tool is a culmination of outstanding performance coupled with value and proven reliability, making Ryobi the number one choice for home-users.




We continue to offer a 2 year warranty on all our products, including the 27 new products that we have introduced for 2010*.

*Excluding spares and accessories.

All products shown are in compliance with the appropriate European regulations.

Warning: All warranties are country/region specific. Tools purchased e.g. in the USA or via the internet, and imported into Europe, which are not CE approved, not only violate EU legislation, but will not be supported/serviced in Europe by Ryobi as a result. Only tools bought in the European Union (incl. Switzerland) are covered by an European warranty.

Ryobi reserves the right to revise product specifications at any time without notice.



Contents

New for 2010	4
Lawn Care	6
Tree & Hedge Care	22
Garden Tidy Up	30
One Plus	38
Pressure Washers	46



New from Ryobi



Quick, Easy and Convenient

The patented EasyEdge™ Line Trimmer offers a quick and simple transition between grass trimming and edging modes without letting go of the handles. While the fully adjustable front handle and telescoping shaft offers maximum comfort and ease of use at any angle or height.

A plant protector avoids damage to delicate foliage and the GripZone™ and Livetool indicator™ ensure comfortable use and user safety.

EasyEdge™ Line Trimmer [RLT5030S] – See page 15.



Efficient performance, makes the job quick and easy

The HedgeSweep™ Hedge Trimmer ensures that while cutting the hedge the clippings won't fall into the hedge (and become brown and unsightly) but can be swept away effortlessly from the hedge, from either side of the blade.

The unique rotating rear handle in combination with large loop front trigger makes it possible to cut hedges safely in different angles.

Hedge Sweep Hedge Trimmer [RHT600RL] – See page 26.



Our most efficient electric blower vac ever

The Power Mulching blades in the new blower vac have two unique functions. The metal blades protect the fan from being damaged by debris such as stones and twigs which can be accidentally suck up during use. The blades also increase the mulching capacity of the tool, by chopping and mulching the leaves twice.

Blower Vac [RBV3000VP] – See page 33.



HYDROSURGE™
HIGH PRESSURE + HIGH FLOW

Ultimate Cleaning Technology

The HydroSurge™ system saves the user time and energy with seamless 'low to high, to low' water pressure switching, for effective soaping, cleaning and rinsing.

HydroSurge™ Pressure Washer Range – See pages 48–49



DUAL 2-IN-1 CLEAN™

Dual Function Pressure Washer

The DualClean™ is a pressure washer with a difference. By attaching the lance to the cleaning deck the pressure washer can be used in the upright mode, ideal for cleaning patios, decks and other hard standing areas. Alternatively, the unit can be used as a standard pressure washer with the lance detached, great for cleaning cars, motorhomes and boats.

DualClean™ [RPW105DM] – See pages 50–51

Carbon Neutral Product Usage

At Ryobi we are committed to being environmentally responsible. That's why where you see the Carbon Neutral usage logo, you know that your use of that product is totally carbon neutral.*

We off-set your carbon emissions, by investing in CO₂ saving projects around the world. Wind farms, hydro power, methane capture and solar power are all essential renewable energy sources in the fight against climate change. Carbon offsets allow us to contribute to the development and launch of renewable energy projects around the world.



John Marks

CarbonNeutral.com
CO₂ emissions reduced to net zero in accordance with The CarbonNeutral Protocol

* To read how the carbon usage for Ryobi tools is calculated please visit: www.ryobi-carbonneutral.eu



Lawn Care



Petrol Line Trimmers & Brush Cutters	8
Expand-it™ Attachments	12
Electric Line Trimmers & Brush Cutters	14
Lawnmowers	17
Range Summary and Accessories	18

Petrol Line Trimmers & Brush Cutters

Innovative Technology from Ryobi




StartEasy™



The StartEasy™ system enables fast and easy starting.

This simplified approach to petrol product starting has been rolled out throughout the Ryobi petrol product range.



TouchStart™



The easiest starting petrol garden power tools in the world.

The revolutionary TouchStart™ electric start system makes a traditional starter rope a thing of the past. Powered by a 12V rechargeable battery instant and easy starting is guaranteed every time.



4 stroke



The lightest 4 stroke garden power tools in their class.

Just as light and no larger than a standard 2 stroke, but all the benefits of a 4 stroke machine. No need to mix petrol and oil and responsive power exactly where you need it.



Expand-it™



Turn one power unit into eight tools

Ryobi petrol line trimmers and brush cutters are compatible with a range of Expand-it™ attachments, enabling the user to turn the power unit into any one of 8 garden tools

RLT26CDS

26cc StartEasy™ Line Trimmer

new

Features

- StartEasy™ carburettor for easy starting
- Advanced engine design for optimum power and low emissions
- Split shaft for ease of transport and Expand-it™ add on tools
- Lightweight and ergonomic design
- Reel-Easy™ cutting head – innovative 'Thread and Load' system for rapid line feed

SPECIFICATIONS

Engine Type	2 stroke
Engine Displacement	26 cm ³
Output power	0.9 hp
Tank capacity	0.43 l
Cutting path width	43 cm
Line diameter	2.4 mm
Weight	4.9 kg


Included as standard 2 stroke oil, Reel-Easy™ cutting head with 6m cutting line, wrench

CERTIFIED
CARBON
NEUTRAL

usage

John Marks

CarbonNeutral.com
CO₂ emissions reduced to net zero in accordance with The CarbonNeutral Protocol



EXPAND-IT
ATTACHMENTS
COMPATIBLE

RLT30CESA

30cc StartEasy™ Line Trimmer

Features

- StartEasy™ carburettor for easy starting
- Powerful 30cc 2 stroke engine with 1 hp output
- Split shaft for ease of transport and Expand-it™ add on tools
- Reel-Easy™ cutting head – innovative 'Thread and Load' system for rapid line feed
- Anti-vibration handle for added safety and user comfort

SPECIFICATIONS

Engine Type	2 stroke
Engine Displacement	30 cm ³
Output power	1 hp
Tank capacity	0.42 l
Cutting path width	43 cm
Line diameter	2.4 mm
Weight	5 kg

Included as standard 2 stroke oil, Reel-Easy™ cutting head with 6m cutting line, wrench

CERTIFIED
CARBON
NEUTRAL

usage

John Marks

CarbonNeutral.com
CO₂ emissions reduced to net zero in accordance with The CarbonNeutral Protocol



EXPAND-IT
ATTACHMENTS
COMPATIBLE

RLT30CET

30cc TouchStart™ Line Trimmer

Features

- TouchStart™ push button start system for easy starting. Includes an on-board charging system
- Powerful 30cc 2 stroke engine with 1 hp output
- Split shaft for ease of transport and Expand-it™ add on tools
- Reel-Easy™ cutting head – innovative 'Thread and Load' system for rapid line feed
- Anti-vibration handle for added safety and user comfort

SPECIFICATIONS

Engine Type	2 stroke TouchStart™
Engine Displacement	30 cm ³
Output power	1 hp
Tank capacity	0.42 l
Cutting path width	43 cm
Line diameter	2.4 mm
Weight	6.4 kg

Included as standard 2 stroke oil, Reel-Easy™ cutting head with 6m cutting line, wrench, TouchStart™ charger and battery

CERTIFIED
CARBON
NEUTRAL

usage

John Marks

CarbonNeutral.com
CO₂ emissions reduced to net zero in accordance with The CarbonNeutral Protocol



EXPAND-IT
ATTACHMENTS
COMPATIBLE

RLT430CES

4 Stroke Line Trimmer

Features

- No mixing of fuel & oil required
- Lightweight 30cc – 4 stroke engine with 1 hp output
- Split shaft for ease of transport and Expand-it™ add on tools
- Reel-Easy™ cutting head – innovative 'Thread and Load' system for rapid line feed
- Anti-vibration handle for added safety and user comfort

SPECIFICATIONS

Engine Type	4 stroke
Engine Displacement	30 cm ³
Output power	1 hp
Tank capacity	0.35 l
Cutting path width	43 cm
Line diameter	2.4 mm
Weight	5.1 kg


Included as standard 4 stroke oil, Reel-Easy™ cutting head with 6m cutting line, wrench

CERTIFIED
CARBON
NEUTRAL

usage

John Marks

CarbonNeutral.com
CO₂ emissions reduced to net zero in accordance with The CarbonNeutral Protocol



EXPAND-IT
ATTACHMENTS
COMPATIBLE

RBC30SESA

30cc StartEasy™ Brush Cutter

Features

- Powerful 30cc 2 stroke engine with 1 hp output
- StartEasy™ carburettor for easy starting
- Split shaft for ease of transport and Expand-it™ add on tools
- Reel-Easy™ cutting head – innovative 'Thread and Load' system for rapid line feed
- Anti-vibration handle for added safety and user comfort

Included as standard 2 stroke oil, Tri-Arc™ blade, Reel-Easy™ cutting head with 6m cutting line, quick release shoulder strap, wrench

SPECIFICATIONS

Engine Type	2 stroke
Engine Displacement	30 cm ³
Output power	1 hp
Tank capacity	0.42 l
Cutting path width	String head 46 cm Blade 20 cm
Line diameter	2.4 mm
Handle type	Ergo D handle
Weight	6 kg

CERTIFIED
CARBON
NEUTRAL

usage

John Marks

CarbonNeutral.com
CO₂ emissions reduced to net zero in accordance with The CarbonNeutral Protocol



EXPAND-IT
ATTACHMENTS
COMPATIBLE

RBC30SET

30cc TouchStart™ Brush Cutter

Features

- TouchStart™ push button start system for easy starting. Includes an on-board charging system
- Powerful 30cc 2 stroke engine with 1 hp output
- Split shaft for ease of transport and Expand-it™ add on tools
- Reel-Easy™ cutting head – innovative 'Thread and Load' system for rapid line feed
- Anti-vibration handle for added safety and user comfort

Included as standard 2 stroke oil, Tri-Arc™ blade, Reel-Easy™ cutting head with 6m cutting line, TouchStart™ charger and battery, quick release shoulder strap, wrench

SPECIFICATIONS

Engine Type	2 stroke TouchStart™
Engine Displacement	30 cm ³
Output power	1 hp
Tank capacity	0.42 l
Cutting path width	String head 46 cm Blade 20 cm
Line diameter	2.4 mm
Handle type	Ergo D handle
Weight	6.7 kg

CERTIFIED
CARBON
NEUTRAL

usage

John Marks

CarbonNeutral.com
CO₂ emissions reduced to net zero in accordance with The CarbonNeutral Protocol



EXPAND-IT
ATTACHMENTS
COMPATIBLE

RBC30SBSA

30cc StartEasy™ Bike Handle Brush Cutter

Features

- Powerful 30cc 2 stroke engine with 1 hp output
- StartEasy™ carburettor for easy starting
- Fully adjustable rotating bike handle for added transport and storage convenience
- Split shaft for ease of transport

Included as standard 2 stroke oil, Tri-Arc™ blade, Reel-Easy™ cutting head with 6m cutting line, quick release safety harness, wrench

SPECIFICATIONS

Engine Type	2 stroke
Engine Displacement	30 cm ³
Output power	1 hp
Tank capacity	0.42 l
Cutting path width	String head 46 cm Blade 20 cm
Line diameter	2.4 mm
Handle type	Bike handle
Weight	7.1 kg

CERTIFIED
CARBON
NEUTRAL

usage

John Marks

CarbonNeutral.com
CO₂ emissions reduced to net zero in accordance with The CarbonNeutral Protocol



Not available in UK

RBC30SBT

30cc TouchStart™ Bike Handle Brush Cutter

Features

- TouchStart™ push button start system for easy starting. Includes an on-board charging system
- Powerful 30cc 2 stroke engine with 1 hp output
- Fully adjustable rotating bike handle for added transport and storage convenience
- Split shaft for ease of transport

Included as standard 2 stroke oil, Tri-Arc™ blade, Reel-Easy™ cutting head with 6m cutting line, TouchStart™ charger and battery, quick release safety harness, wrench

SPECIFICATIONS

Engine Type	2 stroke TouchStart™
Engine Displacement	30 cm ³
Output power	1 hp
Tank capacity	0.42 l
Cutting path width	String head 46 cm Blade 20 cm
Line diameter	2.4 mm
Handle type	Bike handle
Weight	7.4 kg

CERTIFIED
CARBON
NEUTRAL

usage

John Marks

CarbonNeutral.com
CO₂ emissions reduced to net zero in accordance with The CarbonNeutral Protocol



RBC430SES

4 Stroke Brush Cutter

Features

- No mixing of fuel & oil required
- Lightweight 30cc – 4 stroke engine with 1 hp output
- Reel-Easy™ cutting head – innovative ‘Thread and Load’ system for rapid line feed
- Anti-vibration handle for added safety and user comfort
- Split shaft for ease of transport and Expand-it™ add on tools

SPECIFICATIONS

Engine Type	4 stroke
Engine Displacement	30 cm ³
Output power	1 hp
Tank capacity	0.42 l
Cutting path width	
	String head 46 cm
	Blade 20 cm
Line diameter	2.4 mm
Handle type	Ergo D handle
Weight	6.7 kg

Included as standard 4 stroke oil, Tri-Arc™ blade, Reel-Easy™ cutting head with 6m cutting line, quick release shoulder strap, wrench

CERTIFIED
CARBON
NEUTRAL

usage

John Marks

CarbonNeutral.com
CO₂ emissions reduced to net zero in accordance with The CarbonNeutral Protocol



RBC430SBS

4 Stroke Bike Handle Brush Cutter

Features

- No mixing of fuel & oil required
- Lightweight 30cc – 4 stroke engine with 1 hp output
- Fully adjustable rotating bike handle for added transport and storage convenience
- Reel-Easy™ cutting head – innovative ‘Thread and Load’ system for rapid line feed
- Anti-vibration handle for added safety and user comfort
- Split shaft for ease of transport

SPECIFICATIONS

Engine Type	4 stroke
Engine Displacement	30 cm ³
Output power	1 hp
Tank capacity	0.42 l
Cutting path width	
	String head 46 cm
	Blade 20 cm
Line diameter	2.4 mm
Handle type	Bike handle
Weight	7.4 kg

Included as standard 4 stroke oil, Tri-Arc™ blade, Reel-Easy™ cutting head with 6m cutting line, quick release safety harness, wrench

CERTIFIED
CARBON
NEUTRAL

usage

John Marks

CarbonNeutral.com
CO₂ emissions reduced to net zero in accordance with The CarbonNeutral Protocol



RBC40SB

40cc Professional Brush Cutter

Features

- Full crank engine for extended engine life and reduced vibration
- Fully adjustable rotating bike handle for added transport and storage convenience

SPECIFICATIONS

Engine Type	2 stroke full crank engine
Engine Displacement	40 cm ³
Output power	1.7 hp
Tank capacity	1.2 l
Cutting path width	
	String head 42 cm
	Blade 26 cm
Line diameter	2.7 mm
Handle type	Bike handle
Weight	7.7 kg

Included as standard Quick release safety harness, three tooth cutting blade, fixed line head with 10 lines

CERTIFIED
CARBON
NEUTRAL

usage

John Marks

CarbonNeutral.com
CO₂ emissions reduced to net zero in accordance with The CarbonNeutral Protocol



RBC52SB

52cc Professional Brush Cutter

Features

- Full crank engine for extended engine life and reduced vibration
- Fully adjustable rotating bike handle for added transport and storage convenience

SPECIFICATIONS

Engine Type	2 stroke full crank engine
Engine Displacement	52 cm ³
Output power	1.9 hp
Tank capacity	1.2 l
Cutting path width	
	String head 42 cm
	Blade 26 cm
Line diameter	2.7 mm
Handle type	Bike handle
Weight	7.7 kg

Included as standard Quick release safety harness, three tooth cutting blade, fixed line head with 10 lines

CERTIFIED
CARBON
NEUTRAL

usage

John Marks

CarbonNeutral.com
CO₂ emissions reduced to net zero in accordance with The CarbonNeutral Protocol



Attachments

Turn one power unit into eight tools.

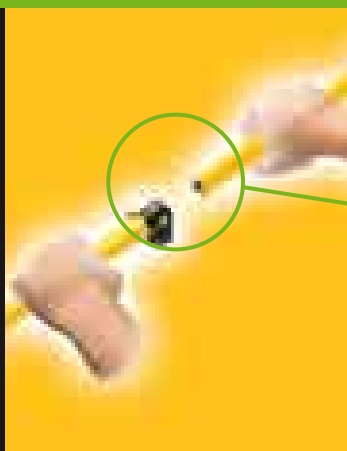
Now you can make light work of tough jobs around the garden with Expand-it™.

Connect any Expand it attachment and within seconds you have a brand new garden power tool. Expand-it™ attachments are compatible with a range of petrol line trimmers and brush cutters. Cost effective, convenient and easy to store, just look out for the Expand-it™ compatible logo throughout this brochure.



Quick Release ▶

Simply use the quick release mechanism on the shaft to remove the trimmer or cutter head and connect the Expand-it™ attachment – within a few seconds you have a new garden power tool.



Expand-it™ compatible power units ▶
Choose either the line trimmer or brush cutter.

AHF04
Articulating Hedge
Trimmer

Features

- Blade length: 44 cm
- Cutting capacity: 28 mm
- Blade type: dual reciprocating
- 90° articulating blade for comfortable cutting in any angle
- 2 kg



AHF03
Hedge Trimmer

Features


- Blade length: 45 cm
- Cutting capacity: 11 mm
- Blade type: dual reciprocating
- 2.1 kg



APR04
Pole Pruner

Features

- Chain speed: 30 m/s
- 15° angled blade for more comfortable and safer cutting
- Automatic chain oiler and clear oil tank
- Metal spike bumpers for easier and safer cutting
- 2.5 kg



ABE04
Blower

Features

- Air speed: 240 km/h
- Air volume: 8 m³/min
- Leaf Guard™ technology for higher efficiency
- 1.4 kg



AQTT03
Cultivator

Features

- Tine diameter: 20 cm
- Number of tines: 4
- 6.2 kg



AED04
Edger

Features

- Blade diameter: 23 cm
- Edging depth: 1.3 cm – 7 cm
- Adjustable edging depth
- Ergonomic shaft angle
- Dual sided blade for higher efficiency and longer life
- 2 kg



ABC03
Brush Cutter

Features

- Blade diameter: 20 cm
- Tri-Arc™ cutting blade
- 2.1 kg



ALT03
Line Trimmer

Features

- Line diameter: 2.4 mm
- Cutting swath: 46 cm
- Number of cutting lines: 2
- Straight shaft line trimmer attachment
- 1.7 kg



AEX002
Extension Shaft

Features

- Length: 62 cm
- Ideal for extending pole pruner or hedge trimmer attachments
- 0.7 kg





Electric Line Trimmers & Brush Cutters



Patented EasyEdge™ technology offers a quick and simple transition between grass trimming and edging modes without letting go of the handles.



Fully adjustable front handle with GripZone™ and telescoping shaft offers maximum comfort and ease of use at any angle or height.



GripZone™ and Livetool indicator™ for comfortable use and added user safety.

RLT3025F

300 Watt Folding Line Trimmer

Features


- Mid-shaft joint allows folding for easy storage and transportation
- Ergonomic arm support handle for improved balance and one-handed operation
- Efficient 300W motor for low weight and sufficient power

SPECIFICATIONS

Power	300 W
Cutting diameter	25 cm
Line cutting system	Bump head
Line type	2 x 1.2 mm
Weight	1.9 kg
Cable length	8 m



Folds down for easy storage



RLT4025

400 Watt Line Trimmer

Features

- Innovative barrel wheel for edging
- Automatic feed spool head
- Easy to use and handle due to ergonomic design and telescopic shaft
- Livetool indicator™ glows blue when plugged into power supply
- GripZone™ rear and front handle for user comfort

SPECIFICATIONS

Power	400 W
Cutting diameter	25 cm
Line cutting system	Auto-feed
Line type	2 x 1.5 mm twisted
Weight	2.3 kg
Cable length	8 m



RLT5030S

500 Watt EasyEdge™ Line Trimmer

new

Features

- Patented EasyEdge™ technology featuring a spring assisted change support from grass trimming to edging mode
- Automatic feed spool head
- Powerful 500 Watt high performance motor
- Telescoping shaft and fully adjustable front handle for optimum user comfort
- Plant protector for safe cutting and great finish
- Livetool indicator™ glows blue when plugged into power supply
- GripZone™ rear and front handle for user comfort

SPECIFICATIONS

Power	500 W
Cutting diameter	30 cm
Line cutting system	Auto-feed
Line type	2 x 1.5 mm twisted
Weight	3.1 kg
Cable length	10 m



RLT6038EX

600 Watt Line Trimmer

Features

- Rear mount motor for full control at high motor power
- Wide cutting path
- Split shaft for easy transport and storage
- Fully adjustable front handle
- Livetool™ indicator glows blue when plugged into power supply
- GripZone™ handle for user comfort

SPECIFICATIONS

Power	600 W
Cutting diameter	38 cm
Line cutting system	Bump head
Line type	2 x 1.5 mm twisted
Weight	4.3 kg
Cable length	12 m

Included as standard Shoulder strap



Not available in UK

RLT1000EX

1000 Watt Line Trimmer

Features

- Rear mount motor for full control with 1000 Watt motor power
- Wide cutting path
- Split shaft for easy transport and storage
- Fully adjustable front handle
- Livetool™ indicator glows blue when plugged into power supply
- GripZone™ handle for user comfort

SPECIFICATIONS

Power	1000 W
Cutting diameter	38 cm
Line cutting system	Bump head
Line type	2 x 1.5 mm twisted
Weight	4.8 kg
Cable length	12 m

Included as standard Shoulder strap



RBC1000EX

1000 Watt Brush Cutter

Features

- Rear mount motor for full control with 1000 Watt motor power
- Wide cutting path
- Split shaft for easy transport and storage
- Fully adjustable front handle
- Livetool™ indicator glows blue when plugged into power supply
- GripZone™ handle for user comfort

SPECIFICATIONS

Power	1000 W
Cutting diameter	38 cm (line trimmer) 20 cm (brush cutter)
Line cutting system	Bump head
Line type	2 x 2.00 mm twisted
Weight	4.8 kg
Cable length	12 m

Included as standard Shoulder strap



Lawnmowers



RLM140HP 140cc Lawnmower

Features

- Powerful 140cc OverHead Valve engine
- Central height adjustment for high user comfort
- Large grass bag for convenient cutting

SPECIFICATIONS

Engine	140 cc OHV
Decksiz e / cutting diameter	46 cm
Power at working speed	2.4 kW / 3.2 hp at 2800 rpm
Weight	29 kg



RLM140SP 140cc Self-propelled Lawnmower

Features

- Self propelled lawn mower for optimum user comfort
- Powerful 140cc OverHead Valve engine
- Central height adjustment
- Large grass bag for convenient cutting

SPECIFICATIONS

Engine	140 cc OHV
Decksiz e / cutting diameter	46 cm
Power at working speed	2.4 kW / 3.2 hp at 2800 rpm
Weight	34 kg



Range Summary & Accessories



Petrol Line Trimmers & Brush Cutters

Specifications		RLT26CDS	RLT30CESA	RLT30CET	RLT430CES
Engine Type		2 stroke	2 stroke	2 stroke TouchStart™	4 stroke
Engine Displacement		26 cm ³	30 cm ³	30 cm ³	30 cm ³
Output power		0.9 hp	1 hp	1 hp	1 hp
Tank capacity		0.43 l	0.42 l	0.42 l	0.35 l
Cutting path width (string head)		43 cm	43 cm	43 cm	43 cm
Cutting path width (blade)		-	-	-	-
Line diameter		2.4 mm	2.4 mm	2.4 mm	2.4 mm
Handle type		D handle	Ergo D handle	Ergo D handle	Ergo D handle
Weight		4.9 kg	5 kg	6.4 kg	5.1 kg
Accessories					
LTA012	15 m 2.4 mm cutting line for Reel-Easy™	✓	✓	✓	✓
LTA013	50 m 2.4 mm cutting line for Reel-Easy™	✓	✓	✓	✓
LTA024	Tri-Arc™ replacement blade for brush cutters				
LTA034	Replacement blade for brush cutters				
LTA035	Line trimmer replacement head				
LTA036/LTA040/ LTA050	Pro-Cut II™ replacement cutting line (20x)	✓	✓	✓	✓
LTA039	Pro-Cut II™ replacement head and line (10x)	✓	✓	✓	✓
LTA042	Reel-Easy™ replacement head with line	✓	✓	✓	✓
RGA006	Line trimmer safety kit	✓	✓	✓	✓
ACC002	2 stroke oil 76 ml	✓	✓	✓	✓
ACC004	2 stroke oil 1l	✓	✓	✓	✓
RGA004	4 stroke multigrade engine oil				

EXPAND-IT
ATTACHMENTS
COMPATIBLE



EXPAND-IT
ATTACHMENTS
COMPATIBLE



EXPAND-IT
ATTACHMENTS
COMPATIBLE



RBC30SESA	RBC30SET	RBC30SBSA	RBC30SBT	RBC430SES	RBC430SBS	RBC40SB	RBC52SB
2 stroke	2 stroke TouchStart™	2 stroke	2 stroke TouchStart™	4 stroke	4 stroke	2 stroke full crank	2 stroke full crank
30 cm³	30 cm³	30 cm³	30 cm³	30 cm³	30 cm³	40 cm³	52 cm³
1 hp	1 hp	1 hp	1 hp	1 hp	1 hp	1.7 hp	1.9 hp
0.42 l	0.42 l	0.42 l	0.42 l	0.42 l	0.42 l	1.2 l	1.2 l
46 cm	46 cm	46 cm	46 cm	46 cm	46 cm	42 cm	42 cm
20 cm	20 cm	20 cm	20 cm	20 cm	20 cm	26 cm	26 cm
2.4 mm	2.4 mm	2.4 mm	2.4 mm	2.4 mm	2.4 mm	2.7 mm	2.7 mm
Ergo D handle	Ergo D handle	Bike handle	Bike handle	Ergo D handle	Bike handle	Bike handle	Bike handle
6 kg	6.7 kg	7.1 kg	7.4 kg	6.7 kg	7.4 kg	7.7 kg	7.7 kg

✓	✓	✓	✓	✓	✓		
✓	✓	✓	✓	✓	✓		
✓	✓	✓	✓	✓	✓		
						✓	✓
✓	✓	✓	✓	✓	✓		
✓	✓	✓	✓	✓	✓		
✓	✓	✓	✓	✓	✓		
✓	✓	✓	✓	✓	✓	✓	✓
✓	✓	✓	✓	✓	✓	✓	✓
✓	✓	✓	✓	✓	✓	✓	✓
				✓	✓		

Range Summary & Accessories



Electric Line Trimmers & Brush Cutters

Specifications	RLT3025F	RLT4025	RLT5030S	RLT6038EX	RLT1000EX	RBC1000EX
Power	300 W	400 W	500 W	600 W	1000 W	1000 W
Cutting diameter	25 cm	25 cm	30 cm	38 cm	38 cm	20 cm (line trimmer) 38 cm (brush cutter)
Line cutting system	Bump head	Auto-feed	Auto-feed	Bump head	Bump head	Bump head
Line type	2 x 1.2 mm	2 x 1.5 mm twisted	2 x 1.5 mm twisted	2 x 1.5 mm twisted	2 x 1.5 mm twisted	2 x 2.0 mm twisted
Telescoping shaft	No	Yes	Yes	No	No	No
Edging facility	No	Yes, barrel wheel	Yes, EasyEdge™	Yes	Yes	Yes
Plant protector	No	No	Yes	No	No	No
Livetool indicator™	No	Yes	Yes	Yes	Yes	Yes
GripZone™	No	Yes	Yes	Yes	Yes	Yes
Weight	1.9 kg	2.3 kg	3.1 kg	4.3 kg	4.8 kg	4.8 kg
Cable length	8 m	8 m	10 m	12 m	12 m	12 m
Accessories						
LTA008	15 m of 1.2 mm orange cutting line	✓				
LTA055	Complete replacement bump head	✓				
LTA054	2 replacement spools for RLT4025		✓			
LTA062	2 replacement spools for RLT5030S			✓		
LTA025	Complete replacement bump head – RLT6038EX			✓		
LTA026	Spool + Line accessory pack – RLT6038EX			✓		
LTA031	Complete replacement bump head				✓	✓
LTA032	Spool + Line accessory pack				✓	✓



Expand-it™ Attachments

Accessories		APR04	ALT03	ABC03
CSA038	Replacement chain for Expand-it™ pole pruner	✓		
CSA039	Replacement bar for Expand-it™ pole pruner	✓		
ACC005	Bar & chain oil 1l	✓		
LTA012	Replacement 15m line for ALT03		✓	
LTA024	Replacement Tri-Arc™ blade for ABC03			✓



Lawnmower Attachments

Specifications	RLM140HP	RLM140SP
Engine	140 cc OHV	140 cc OHV
Deck size/cutting diameter	46 cm	46 cm
Power at working speed	2.4 kW/3.2 hp at 2800 rpm	2.4 kW/3.2 hp at 2800 rpm
Self propelled	No	Yes
Height adjustment	Central – 7 steps	Central – 7 steps
Grass bag size	55 l	55 l
Weight	29 kg	34 kg
Accessories		
ACC036 lawnmower replacement blade	✓	✓



Tree and Hedge Care



Chainsaws	24
Hedge Trimmers	26
Range Summary & Accessories	28

Chainsaws



Tool-less chain tensioner.



Anti-vibration handle.



Dual post chain break.



Clear view fuel tank.

RCS3535CA 35cc Petrol Chainsaw

Features

- 3-point anti-vibration isolation for user comfort and reduced fatigue during prolonged use
- Fast acting inertia activated chainbrake for increased safety
- Toolless chain tensioning system
- Automatic chain and bar lubrication
- Clear fuel and oil tank for easy view of fluid levels
- Deluxe carry case

Included as standard

Bar & chain oil, 2 stroke oil, carry case, wrench

SPECIFICATIONS

Engine displacement	35 cm ³
Power	2 hp (1.5 kW)
Chain/Bar length	35 cm
Chain speed	12.5 m/s
Case	Yes
Toolless chain tensioner	Yes
Fuel tank capacity	0.3 l
Oil tank capacity	0.2 l
Weight	5.3 kg



John Hicks

CarbonNeutral.com
CO₂ emissions reduced to net zero in accordance with The CarbonNeutral Protocol



RCS4040CA

40cc Petrol Chainsaw



John Marks

CarbonNeutral.com
CO₂ emissions reduced to net zero in accordance with The CarbonNeutral Protocol



Features

- Powerful 2 stroke 40cc engine
- 3-point anti-vibration isolation for user comfort and reduced fatigue during prolonged use
- Fast acting inertia activated chainbrake for increased safety
- Toolless chain tensioning system
- Automatic chain and bar lubrication
- Clear fuel and oil tank for easy view of fluid levels
- Deluxe carry case

SPECIFICATIONS

Engine displacement	40 cm ³
Power	2.1 hp (1.6 kW)
Chain/Bar length	40 cm
Chain speed	12.5 m/s
Case	Yes
Toolless chain tensioner	Yes
Fuel tank capacity	0.3 l
Oil tank capacity	0.2 l
Weight	5.4 kg

Included as standard

Bar & chain oil, 2 stroke oil, carry case, wrench

RCS1835

1800 Watt Electric Chainsaw

Features

- Toolless chain tensioning system
- Fast acting chain brake for added safety
- Automatic chain and bar lubrication
- Clear view window on oil tank for easy control of chain&bar oil levels
- Livetool indicator™ glows blue when plugged into power supply
- GripZone™ rear handle for user comfort

SPECIFICATIONS

Power	1800 W
Chain/Bar length	35 cm
Chain speed	13 m/s
Toolless chain tensioner	Yes
Oil tank capacity	0.2 l
Weight	5.1 kg
Cable length	10 m

Included as standard

Bar & chain oil



RCS2040

2000 Watt Electric Chainsaw

Features

- Powerful 2000W motor
- Toolless chain tensioning system
- Fast acting chain brake for added safety
- Automatic chain and bar lubrication
- Clear view window on oil tank for easy control of chain&bar oil levels
- Livetool indicator™ glows blue when plugged into power supply
- GripZone™ rear handle for user comfort

SPECIFICATIONS

Power	2000 W
Chain/Bar length	40 cm
Chain speed	13 m/s
Toolless chain tensioner	Yes
Oil tank capacity	0.2 l
Weight	5.2 kg
Cable length	10 m

Included as standard

Bar & chain oil



RPP720

Electric Pole Pruner

Features

- Lightweight 720W motor for ergonomic pole operation
- 15° angled cutting head for safer and easier cutting
- Telescopic fiber glass pole for long reach
- Automatic chain and bar lubrication
- Clear view window on oil tank for easy control of chain&bar oil levels
- Livetool indicator™ glows blue when plugged into power supply
- GripZone™ handle for user comfort

SPECIFICATIONS


Power	720 W
Chain/Bar length	20 cm
Chain speed	15 m/s
Oil tank capacity	51 ml
Weight	3.5 kg
Cable length	8 m

Included as standard

Bar & chain oil, wrench



Hedge Trimmers



Unique rotating rear handle in combination with large loop front trigger makes it possible to cut hedges safely in different angles.



Laser-cut precision blade with anti-skid technology for highest cutting performance and prolonged life.



HedgeSweep™ sweeps remaining clippings away from the hedge.

RHT2660DA 26cc StartEasy™ Petrol Hedge Trimmer

Features

- Powerful 26cc 2-stroke engine
- 5 position rotating rear handle for optimum user comfort
- Dual reciprocating precision blade for less vibration
- StartEasy™ carburettor for easy starting

Included as standard
2 stroke oil, wrench

SPECIFICATIONS

Engine displacement	26 cm ³
Power	0.67 kW (0.9 hp)
Blade length	60 cm
Cutting capacity	28 mm
Blade type	dual-action
T Blade protector	No
Blade speed	2600 min ⁻¹
Weight	5.3 kg



John Hicks
CarbonNeutral.com
CO₂ emissions reduced to net zero in accordance with The CarbonNeutral Protocol



RHT400

400 Watt Electric Hedge Trimmer

Features

- Dual reciprocating blade for less vibration
- 180 degree loop front trigger handle for enhanced user comfort
- Livetool indicator™ glows blue when plugged into power supply
- GripZone™ rear handle for user comfort

SPECIFICATIONS

Power	400 W
Blade length	45 cm
Cutting capacity	18 mm
Blade type	dual-action
T Blade protector	No
Blade speed	1700 min ⁻¹
Weight	3 kg



RHT500R

500 Watt Electric Hedge Trimmer

new

Features

- Dual reciprocating diamond ground blade for great finish while cutting and less vibration
- T blade protector to guard blade
- HedgeSweep™ capable blade
- Unique rotating rear handle in combination with large loop front trigger makes it possible to cut hedges in different angles
- Livetool indicator™ glows blue when plugged into power supply
- GripZone™ rear and front handle for added user comfort

SPECIFICATIONS

Power	500 W
Blade length	55 cm
Cutting capacity	24 mm
Blade type	dual-action
T Blade protector	Yes
Blade speed	3000 min ⁻¹
Weight	3.4 kg



RHT600RL 600 Watt Electric Hedge Trimmer with HedgeSweep™

new

Features

- Laser cut high precision blade for cleanest cut
- HedgeSweep™ debris sweeper for easy removal of clippings
- Powerful 600 W motor
- T blade protector to guard blade
- Unique rotating rear handle in combination with large loop front trigger makes it possible to cut hedges in different angles
- Livetool indicator™ glows blue when plugged into power supply
- GripZone™ rear and front handle for added user comfort

SPECIFICATIONS

Power	600 W
Blade length	60 cm
Cutting capacity	27 mm
Blade type	dual-action
T Blade protector	Yes
Blade speed	3000 min ⁻¹
Weight	3.8 kg



RPT400

Electric Articulating Pole Hedge Trimmer

Features

- Lightweight 400 W motor
- 135 degree articulating trimming head
- Telescopic fiber glass pole for long reach
- Livetool indicator™ glows blue when plugged into power supply
- GripZone™ handle for user comfort

SPECIFICATIONS

Power	400 W
Blade length	40 cm
Cutting capacity	17 mm
Blade type	dual-action
T Blade protector	No
Blade speed	1700 min ⁻¹
Weight	4.1 kg



Range Summary & Accessories



Chainsaws and Pole Pruner

Specifications		RCS3535CA	RCS4040CA	RCS1835	RCS2040
Engine displacement		35 cm ³	40 cm ³	N/A	N/A
Power		2 hp (1.5 kW)	2.1 hp (1.6 kW)	1800 W	2000 W
Chain/Bar length		35 cm	40 cm	35 cm	40 cm
Chain speed		12.5 m/s	12.5 m/s	13 m/s	13 m/s
Case		Yes	Yes	No	No
Toolless chain tensioner		Yes	Yes	Yes	Yes
Fuel tank capacity		0.3 l	0.3 l	–	–
Oil tank capacity		0.2 l	0.2 l	0.2 l	0.2 l
Weight		5.3 kg	5.4 kg	5.1 kg	5.2 kg
Chain Accessories					
CSA040	20 cm low profile skip tooth narrow kerf pruner chain				
CSA044	35 cm 3/8 inch low profile full complement chain	✓			
CSA046	40 cm 3/8 inch low profile full complement chain		✓		
CSA054	35 cm high performance chain for electric chainsaws			✓	
CSA056	40 cm high performance chain for electric chainsaws				✓
Bar Accessories					
CSA035	20 cm pole pruner chainsaw bar				
CSA041	35 cm petrol chainsaw bar	✓			
CSA047	40 cm petrol chainsaw bar		✓		
CSA055	35 cm electric chainsaw bar			✓	
CSA057	40 cm electric chainsaw bar				✓
Oils					
ACC002	2 stroke oil 76ml	✓	✓		
ACC003	Chain & bar oil 76ml	✓	✓	✓	✓
ACC004	Chain & bar oil 1l	✓	✓	✓	✓
ACC005	2 stroke oil 1l	✓	✓		
Safety Gear					
RGA008	Chainsaw protective gloves, ballistic nylon filled leather	✓	✓	✓	✓
RGA007	Chainsaw safety helmet	✓	✓	✓	✓



Hedge Trimmers

RPP720	Specifications	RHT2660DA	RHT400	RHT500R	RHT600RL	RPT400
N/A	Engine displacement	26 cc	–	–	–	–
720 W	Power	0.67 cm ³ (0.9 hp)	400 W	500 W	600 W	400 W
20 cm	Blade length	60 cm	45 cm	55 cm	60 cm	40 cm
15 m/s	Cutting capacity	28 mm	18 mm	24 mm	27 mm	17 mm
No	Blade type	dual-action	dual-action	dual-action	dual-action	dual-action
No	T Blade protector	No	No	Yes	Yes	No
–	Blade speed	2600 min ⁻¹	1700 min ⁻¹	3000 min ⁻¹	3000 min ⁻¹	1700 min ⁻¹
51 ml	Weight	5.3 kg	3 kg	3.4 kg	3.8 kg	4.1 kg
3.5 kg						

✓
✓
✓
✓
✓
✓
✓
✓
✓
✓



RYOBI®

Garden Tidy Up

