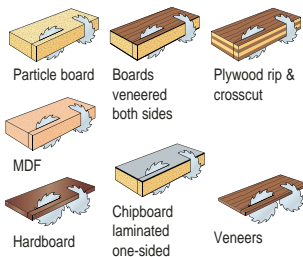


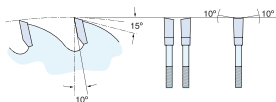
FINE TRIM/FINISHING BLADES

Extra Fine Finish

For finishing or fine trimming applications.



Alternate Top Bevel Tooth Form

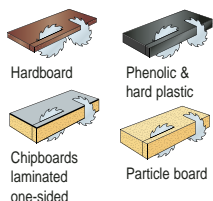


Dia. mm	Dia. ins. Nom	No. of Teeth	Bore mm	Kerf mm	Plate mm	Order Ref.	Price
150	6	48	20	3.0	2.0	FT/150X48X20	£47.50
160	6 1/4	48	20	2.6	1.6	FT/160X48X20	£49.50
170	6 3/4	48	30	2.8	1.8	FT/170X48X30	£51.50
180	7	58	30	3.0	2.0	FT/180X58X30	£54.50
184	7 1/4	58	16	2.8	2.8	FT/184X58X16	£60.00
184	7 1/4	58	20	2.8	2.8	FT/184X58X20	£60.00
190	7 1/2	60	20	2.8	1.8	FT/190X60X20	£68.50
190	7 1/2	60	30	2.8	1.8	FT/190X60X30	£68.50
200	8	64	30	3.0	2.0	FT/200X64X30	£65.00
216	8 1/2	60	30	2.8	1.8	FT/216X60X30	£67.00
230	9	60	30	3.0	2.0	FT/230X60X30	£70.50
235	9 1/4	60	30	3.0	2.0	FT/235X60X30	£72.50
250	10	80	30	3.2	2.2	FT/250X80X30	£83.00
300	12	96	30	3.2	2.2	FT/300X96X30	£93.50
350	14	108	30	3.5	2.5	FT/350X108X30	£111.50

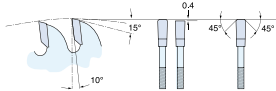
PANEL TRIMMING BLADES

Super Fine Finish

For fine super trimming of panels. These blades have a triple chip tooth design with a positive hook for super fine finish.



Triple chip tooth form



150	6	48	20	3.0	2.0	PT/150X48X20	£55.50
160	6 1/4	48	20	2.6	1.6	PT/160X48X20	£60.00
180	7	58	30	3.0	2.0	PT/180X58X30	£63.00
184	7 1/4	58	16	2.8	1.8	PT/184X58X16	£65.00
184	7 1/4	58	20	2.8	1.8	PT/184X58X20	£65.00
190	7 1/2	60	20	2.8	1.8	PT/190X60X20	£72.50
190	7 1/2	60	30	2.8	1.8	PT/190X60X30	£72.50
200	8	64	30	3.0	2.0	PT/200X64X30	£80.00
216	8 1/2	60	30	2.8	1.8	PT/216X60X30	£79.00
220	8 5/8	64	30	3.0	2.0	PT/220X64X30	£80.00
235	9 1/4	60	30	3.0	2.0	PT/235X60X30	£83.00
250	10	80	30	3.2	2.2	PT/250X80X30	£91.50
300	12	96	30	3.2	2.2	PT/300X96X30	£105.00
350	14	108	30	3.5	2.5	PT/350X108X30	£132.50

• PT/220 for use on wall saws.

ALUMINIUM/PLASTIC BLADES

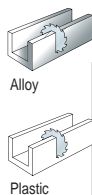
Fine Finish

For non-ferrous metals or plastics. These blades have a negative hook angle.

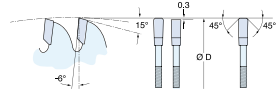


Use Trendiwax lubricant when cutting aluminium. Clamp component securely and wear gloves. see page 161.

Ref. **TRENDIWAX**



Triple chip tooth form

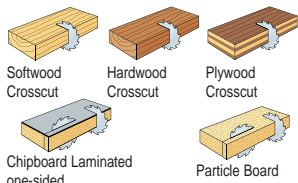


160	6 1/4	48	20	2.8	2.2	AP/160X48X20	£59.00
180	7	58	30	2.8	2.2	AP/180X58X30	£59.00
184	7 1/4	58	16	2.8	2.2	AP/184X58X16	£63.00
184	7 1/4	58	20	2.8	2.2	AP/184X58X20	£63.00
190	7 1/2	60	20	2.8	1.8	AP/190X60X20	£71.50
190	7 1/2	60	30	2.8	1.8	AP/190X60X30	£71.50
200	8	64	30	2.8	2.2	AP/200X64X30	£79.00
216	8 1/2	64	30	2.8	2.2	AP/216X64X30	£79.00
230	9	60	30	2.8	2.2	AP/230X60X30	£81.00
235	9 1/4	60	30	2.8	2.2	AP/235X60X30	£82.00
250	10	80	30	3.2	2.6	AP/250X80X30	£93.50
250	10	100	30	3.2	2.6	AP/250X100X30	£107.00
300	12	96	30	3.2	2.6	AP/300X96X30	£110.50
330	13	102	30	3.2	2.6	AP/330X102X30	£135.50
350	14	108	30	3.2	2.6	AP/350X108X30	£132.50

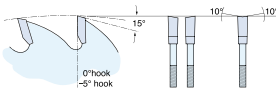
RADIAL ARM CROSSCUT & SNIP-OFF BLADES

Coarse, Medium or Fine Finish

For crosscutting applications. These blades have a zero hook angle to minimise 'pick-up' and snatching.



Triple chip tooth form



215	8 1/2	24	30	2.8	1.8	CC/215X24X30*	£40.00
215	8 1/2	48	30	2.8	1.8	CC/215X48X30*	£60.00
215	8 1/2	60	30	2.8	1.8	CC/215X60X30*	£67.00
220	8 5/8	60	30	3.0	2.0	CC/220X60X30	£77.50
250	10	24	30	3.4	2.4	CC/250X24X30	£55.50
250	10	42	30	3.2	2.4	CC/250X42X30	£77.50
250	10	72	30	3.2	2.4	CC/250X72X30	£83.00
300	12	36	30	3.8	2.8	CC/300X36X30	£75.50
350	14	42	30	4.2	2.8	CC/350X42X30	£92.50

N.B. The greater number of teeth the finer the finish.

For easy cutting of angles.

see page 175.

Ref. **ANGLEFIX**



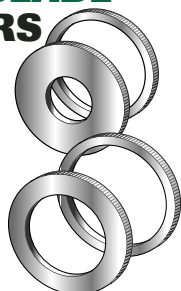
*CC/215 blades have a negative hook angle.

WAVEFORM SAWBLADE BUSHING WASHERS

■ Accurately machined with reamed bores and splined outside edges for a precision fit into the blade bore. They must be pressed or glued into blade body.

■ Extra care must be taken when mounting sawblades onto a saw machine spindle when using bushing washers.

■ Only for use with Waveform & Industrial Sawblades.



Outside Diameter mm (OD)	Inside Diameter mm (ID)	Thickness mm	Order Ref.	Price	Outside Diameter mm (OD)	Inside Diameter mm (ID)	Thickness mm	Order Ref.	Price
15.9 (5/8")	12.7 (1/2")	1.8	BW1	£2.00	30	15	1.8	BW24	£2.00
20	12.7 (1/2")	1.8	BW27	£2.00	30	15.9 (5/8")	1.8	BW6	£2.00
20	15	1.8	BW11	£2.00	30	16	1.8	BW45	£2.00
20	16	1.8	BW17	£2.00	30	18	1.8	BW25	£2.00
25	15	1.8	BW23	£2.00	30	19.1 (3/4")	1.8	BW16	£2.00
25	15.9 (5/8")	1.8	BW3	£2.00	30	20	1.8	BW15	£2.00
25	19.1 (3/4")	1.8	BW5	£2.00	30	25	1.8	BW12	£2.00
25	20	1.8	BW4	£2.00	30	25.4 (1")	1.8	BW14	£2.00
25.4 (1")	15.9 (5/8")	1.8	BW33	£2.00	31.8 (1 1/4")	30	1.8	BW20	£2.00
25.4 (1")	19.1 (3/4")	1.8	BW2	£2.00	32	30	1.8	BW29	£2.00
30	12.7 (1/2")	1.8	BW34	£2.00	32	25	1.8	BW30	£2.00