

**Big performance!**  
**The new range of Kärcher pumps.**  
*Professional pump systems for the house and garden.*





*World leader:*

## **We are in our element with high pressure and water.**

As one of the world's leading manufacturers of high-pressure cleaners, Kärcher® combines decades of know-how and innovative engineering. All this experience is incorporated in our newly developed range of pumps – professional systems for irrigation, drainage and house water supply which meet the very highest quality and performance standards.

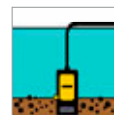
## *Kärcher® system solutions* **Pumps are our speciality.**

The new range of pumps from high-pressure specialist Kärcher® has a number of remarkable performance features. The methodically designed system solutions offer optimum prerequisites for efficient and economical irrigation, drainage and house water supply, and they come with many convincing convenience features.

## *The new range of pumps:* **The right solution for every requirement.**

All life needs water, at the right time, in the right place. This is where Kärcher's high-performance pumps come to your aid. Whether you want to water the garden, supply the house economically with non-drinking water or pump away clear or dirty water, the new Kärcher® pumps offer you a comprehensive range with the right product to suit the task in hand.

### **Drainage pumps**

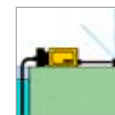


**Submersible  
dirty water  
pumps**

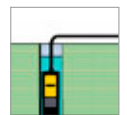


**Submersible  
clear water  
pumps**


### **Irrigation pumps**



**Garden pumps**



**Submersible  
pressure  
pumps**



### Watertight benefits.

Convenient technology comes standard with the new Kärcher® submersible dirty water pumps. The infinitely variable level sensor reacts immediately to water contact and starts the powerful pump, which delivers up to 18,000 litres/hour. Dirt particles up to a size of 30 mm can be pumped through the unit.



#### **SDP 18000 Level Sensor**

- Max. 1100 Watts
- Delivery rate, max. 18,000 l/h
- Removable stainless steel prefilter
- Plug switch (ON/OFF/AUTO)
- Pressure, max. 0.9 bar
- Push-button priming
- Infinitely variable level sensor

### *Kärcher® drainage pumps:* **Diving deep to drain dry.**

Help is needed quickly when there has been a spill in the laundry room or the basement has been flooded by a storm, or when it is time to spring-clean swimming pools or ponds. These situations are the domain of Kärcher® drainage pumps. These powerful submersible pumps transfer the water to another location in no time at all. Drainage pumps are equipped with a height-adjustable level sensor which reacts immediately to water contact and switches the pump on and off to ensure outstanding reliability.



*Irrigation pumps:*



## High pressure over long distances.

The Kärcher® GP 60 Mobile Control garden pump is a convenient power pack with electronic remote control and programming function for fully automatic watering of large areas.



### **GP 60 Mobile Control**

- Max. 1300 Watts
- Pressure, max. 5.5 bar
- Including prefilter
- Remote control with programming function
- Delivery rate, max. 4,500 l/h
- Easy priming
- Convenient foot switch

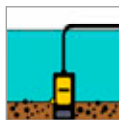
*Kärcher® irrigation pumps:*

## **Convenient power packs for the garden.**

Regular and targeted watering is necessary to make your garden blossom. That is now child's play with Kärcher's new garden pumps and submersible pressure pumps. These high-performance pumps have enough pressure to run several sprinklers simultaneously. Water pressure is maintained over long distances so that you can make practical use of water from springs, wells, ponds or rain barrels. Installation and operation are really simple. With the top-of-the-range GP 60 Mobile Control, the garden watering system operates fully automatically.

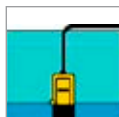
# Drainage pumps

## Submersible dirty water pumps



Technical Data	SDP 7000	SDP 9500	SDP 14000 Level Sensor	SDP 18000 Level Sensor
Motor rating, max. W	320	450	800	1100
Delivery rate, max. l/h	7,000	9,500	14,000	18,000
Delivery head/pressure, max. m/bar	6/0.6	6/0.6	8/0.8	9/0.9
Flat pick-up to a depth of mm	20	20	25	30
Weight (without accessories) kg	4.3	4.3	6.8	8.0
Dimensions (L x W x H) mm	170x190x310	200x210x315	220x220x390	220x220x400
Connecting thread, inch	G1	G1	G1¼	G1¼
Equipment				
Comfortable carry handle	•	•	•	•
Push-button priming	–	•	•	•
Electronic level sensor	–	–	•	•
Simple definition of switching level	•	•	infinitely variable	infinitely variable
Removable stainless-steel filter	–	–	optional	•
Plug switch: ON/OFF/AUTO	–	–	–	•
Connecting hose	• (1")	• (1", ¾")	• (1¼", 1")	• (1¼" + 1") with union nut
Order No. EU I	1.645-100	1.645-102	1.645-103	1.645-104

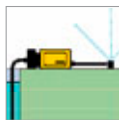
## Submersible clear water pumps



Technical Data	SCP 6000/7000	SCP 9000
Motor rating, max. W	250/280	350
Delivery rate, max. l/h	6,000/7,000	9,000
Delivery head/pressure, max. m/bar	5/0.5/6/0.6	7/0.7
Flat pick-up to a depth of mm	5	1
Particle size, max. mm	5	5
Weight (without accessories) kg	4/4.2	4.2
Dimensions (L x W x H) mm	175x190x260	180x195x280
Connecting thread, inch	G1	G1
Equipment		
Comfortable carry handle	•	•
Changeover normal mode/flat pick-up	–	•
Push-button priming	–	•
Electronic level sensor	–	–
Simple definition of switching level	•	•
Removable stainless steel prefilter	–	–
Plug switch: ON/OFF/AUTO	–	–
Connecting hose	• (1")	• (1", ¾")
Order No. EU I	1.645-150/151	1.645-152

# Irrigation pumps

## Garden pumps



Technical Data	GP 40	GP 45	GP 55
Motor rating, max. W	650	850	1100
Delivery head/pressure, max. m/bar	36/3.6	43/4.3	49/4.9
Delivery rate l/h	3,000	3,800	4,300
Weight (without accessories) kg	7.3	8.3	8.8
Dimensions (L x W x H) mm	360x225x223	486x233x267	486x233x267
Connecting thread, inch	G1	G1	G1
Equipment			
Comfortable carry handle	•	•	•
Optimized unions	–	•	•
Convenient foot switch	–	•	•
Incl. prefilter	–	•	•
Large filler neck for easy priming	–	•	•
Remote control incl. programming function	–	–	–
Order No. EU I	1.645-200	1.645-201	1.645-202